

PERFORMANCE AUDIT

Forest City Regional School District Susquehanna County, Pennsylvania

December 2019



Commonwealth of Pennsylvania
Department of the Auditor General

Eugene A. DePasquale • Auditor General



Commonwealth of Pennsylvania
Department of the Auditor General
Harrisburg, PA 17120-0018
Facebook: Pennsylvania Auditor General
Twitter: @PAAuditorGen
www.PaAuditor.gov

EUGENE A. DePASQUALE
AUDITOR GENERAL

Dr. Jessica Aquilina, Superintendent
Forest City Regional School District
100 Susquehanna Street
Forest City, Pennsylvania 18421

Ms. Mary Emmett, Board President
Forest City Regional School District
100 Susquehanna Street
Forest City, Pennsylvania 18421

Dear Dr. Aquilina and Ms. Emmett:

We have conducted a performance audit of the Forest City Regional School District (District) for the period July 1, 2014 through June 30, 2018, except as otherwise indicated in the audit scope, objective, and methodology section of the report. We evaluated the District's performance in the following areas as further described in the appendix of this report:

- Transportation Operations
- Bus Driver Requirements

We also evaluated the application of best practices in the area of school safety. Due to the sensitive nature of this issue and the need for the results of this review to be confidential, we did not include the results in this report. However, we communicated the results of our review of school safety to District officials, the Pennsylvania Department of Education, and other appropriate officials as deemed necessary.

The audit was conducted pursuant to Sections 402 and 403 of The Fiscal Code (72 P.S. §§ 402 and 403), and in accordance with the Government Auditing Standards issued by the Comptroller General of the United States. Those standards require that we plan and perform the audit to obtain sufficient, appropriate evidence to provide a reasonable basis for our findings and conclusions based on our audit objectives. We believe that the evidence obtained provides a reasonable basis for our findings and conclusions based on our audit objectives.

Our audit found that the District performed adequately in the bulleted areas listed above.

We appreciate the District's cooperation during the course of the audit.

Sincerely,

A handwritten signature in black ink, appearing to read "Eugene A. DePasquale".

Eugene A. DePasquale
Auditor General

December 18, 2019

cc: **FOREST CITY REGIONAL SCHOOL DISTRICT** Board of School Directors

Table of Contents

	Page
Background Information	1
Finding	6
Status of Prior Audit Findings and Observations	7
Appendix A: Audit Scope, Objectives, and Methodology	8
Appendix B: Academic Detail	11
Distribution List	15

Background Information

School Characteristics 2018-19 School Year ^A	
County	Susquehanna
Total Square Miles	87.82
Number of School Buildings	1 ^B
Total Teachers	71
Total Full or Part-Time Support Staff	51
Total Administrators	4
Total Enrollment for Most Recent School Year	793
Intermediate Unit Number	19
District Vo-Tech School	CTC of Lackawanna County

A - Source: Information provided by the District administration and is unaudited.

B - The District has one physical building; however, academic scores for the elementary and high schools are presented separately in this report.

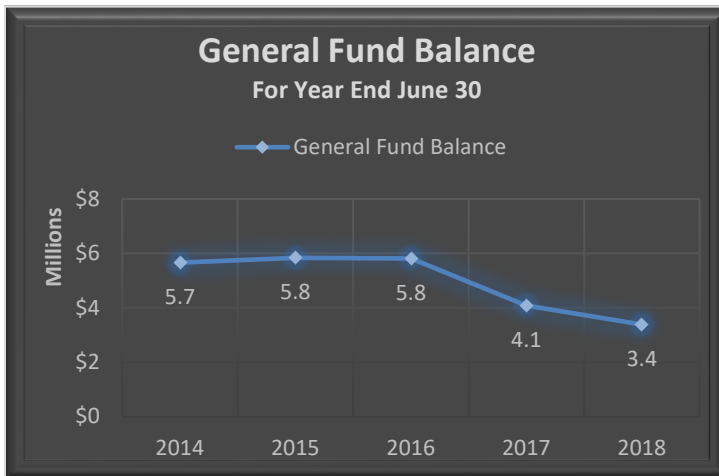
Mission Statement^A

The Forest City Regional School District will challenge, empower, and inspire all students to GO BE GREAT by:

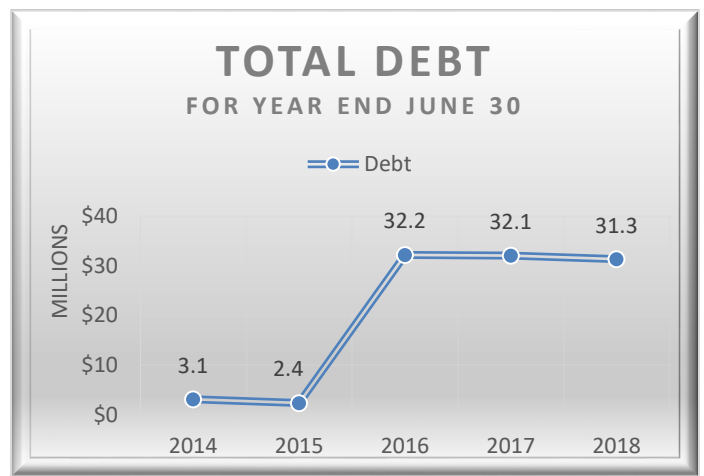
- Setting high academic standards
- Fostering critical thinking skills
- Creating opportunities for collaboration, communication, and innovation
- Promoting self-directed learning and personal goal setting
- Engaging in opportunities to care for others

Financial Information

The following pages contain financial information about the Forest City Regional School District (District) obtained from annual financial data reported to the Pennsylvania Department of Education (PDE) and available on PDE's public website. This information was not audited and is presented for **informational purposes only**.

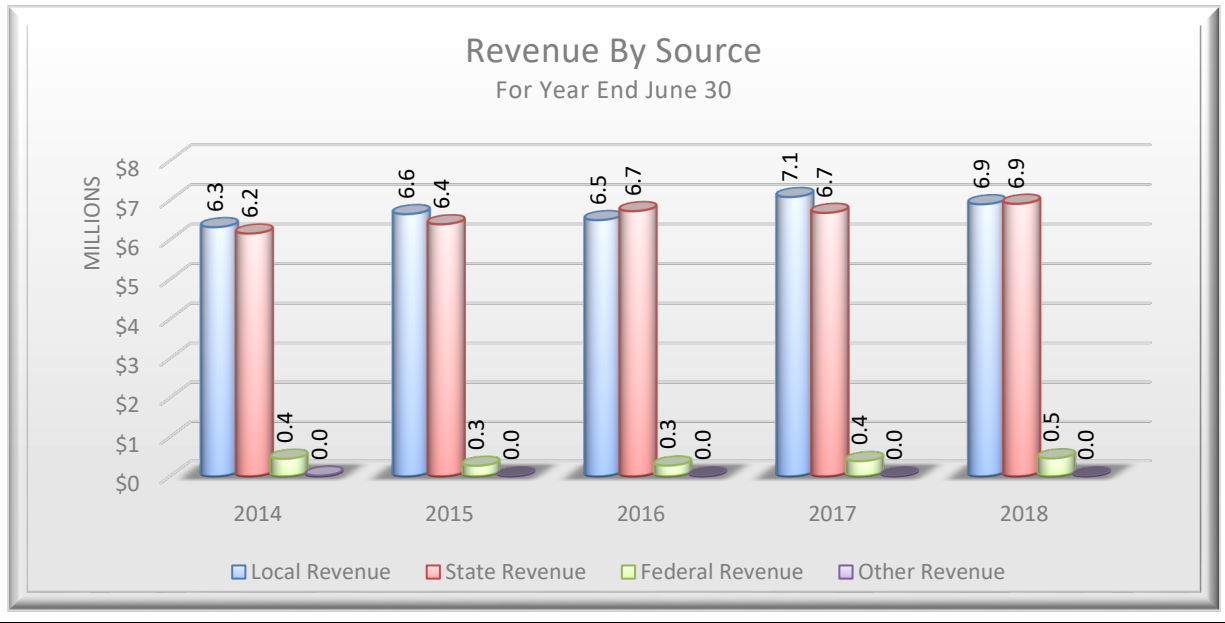
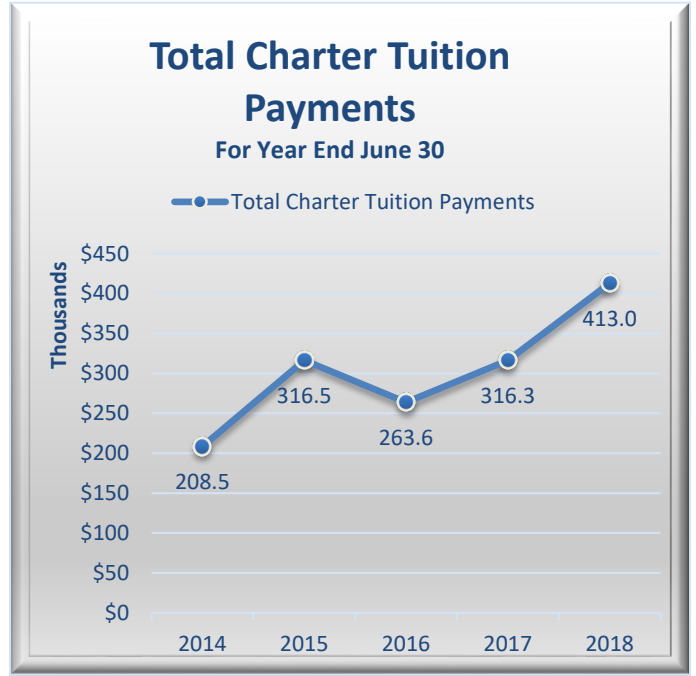
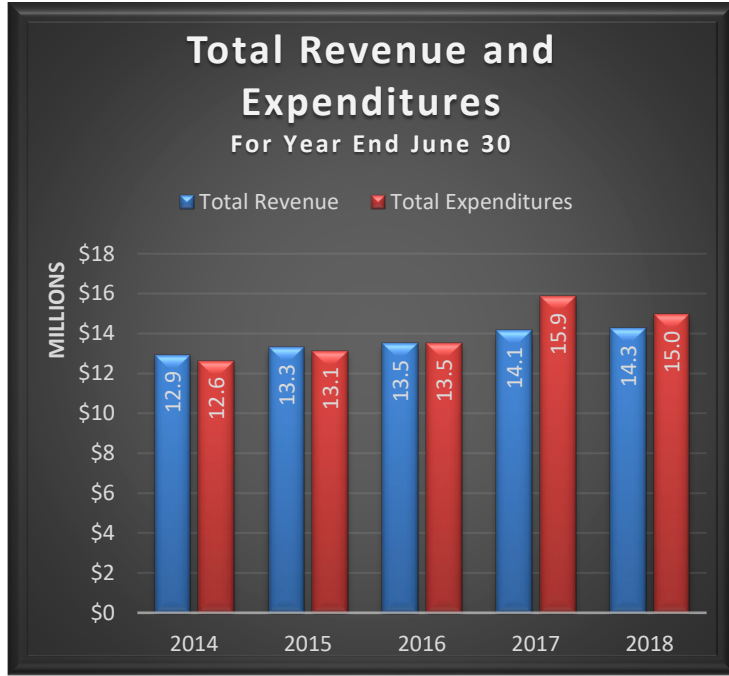


Note: General Fund Balance is comprised of the District's Committed, Assigned and Unassigned Fund Balances.



Note: Total Debt is comprised of Short-Term Borrowing, General Obligation Bonds, Authority Building Obligations, Other Long-Term Debt, Other Post-Employment Benefits, Compensated Absences and Net Pension Liability.

Financial Information Continued

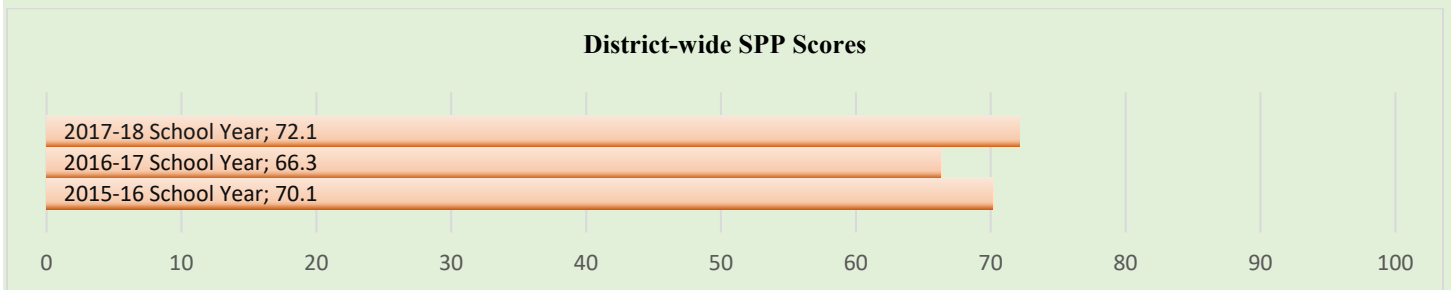


Academic Information

The graphs on the following pages present the District-wide School Performance Profile (SPP) scores, Pennsylvania System of School Assessment (PSSA) scores, Keystone Exam results, and 4-Year Cohort Graduation Rates for the District obtained from PDE's data files for the 2015-16, 2016-17, and 2017-18 school years.¹ The District's individual school building scores are presented in Appendix B. These scores are provided in this audit report for **informational purposes only**, and they were not audited by our Department. Please note that if one of the District's schools did not receive a score in a particular category and year presented below, the school will not be listed in the corresponding graph.²

What is a SPP score?

A SPP score serves as a benchmark for schools to reflect on successes, achievements, and yearly growth. PDE issues a SPP score annually using a 0-100 scale for all school buildings in the Commonwealth, which is calculated based on standardized testing (i.e., PSSA and Keystone exam scores), student improvement, advance course offerings, and attendance and graduation rates. Generally speaking, a SPP score of 70 or above is considered to be a passing rate.³



¹ PDE is the sole source of academic data presented in this report. All academic data was obtained from PDE's publicly available website.

² PDE's data does not provide any further information regarding the reason a score was not published for a specific school. However, readers can refer to PDE's website for general information regarding the issuance of academic scores.

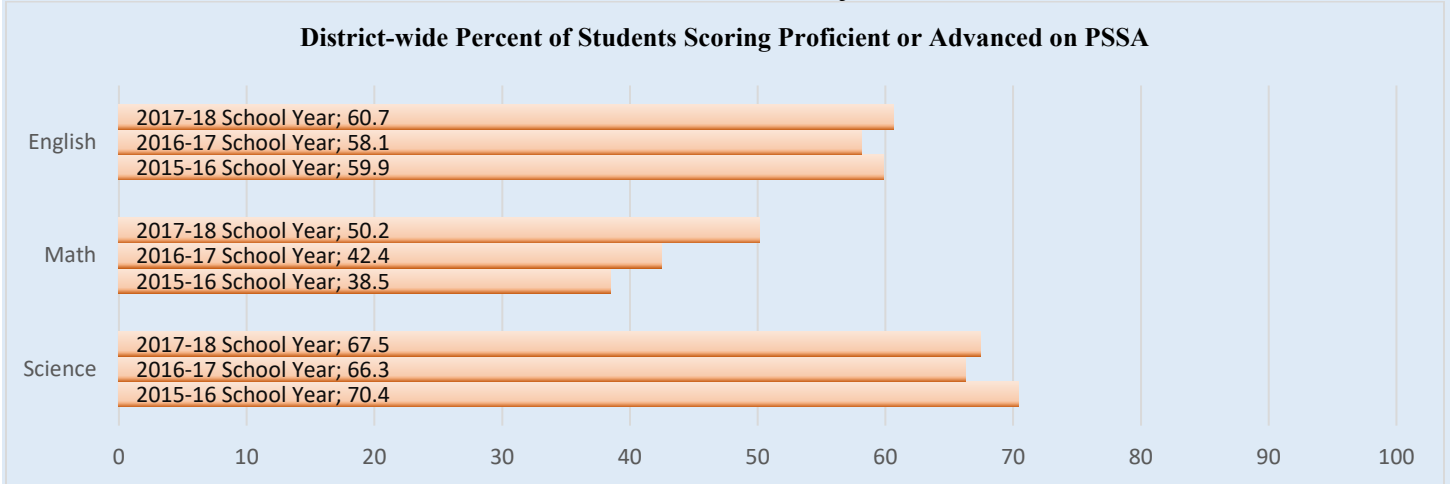
³ PDE started issuing a SPP score for all public school buildings beginning with the 2012-13 school year. For the 2014-15 school year, PDE only issued SPP scores for high schools taking the Keystone Exams as scores for elementary and middle scores were put on hold due to changes with PSSA testing. PDE resumed issuing a SPP score for all schools for the 2015-16 school year.

Academic Information Continued

What is the PSSA?

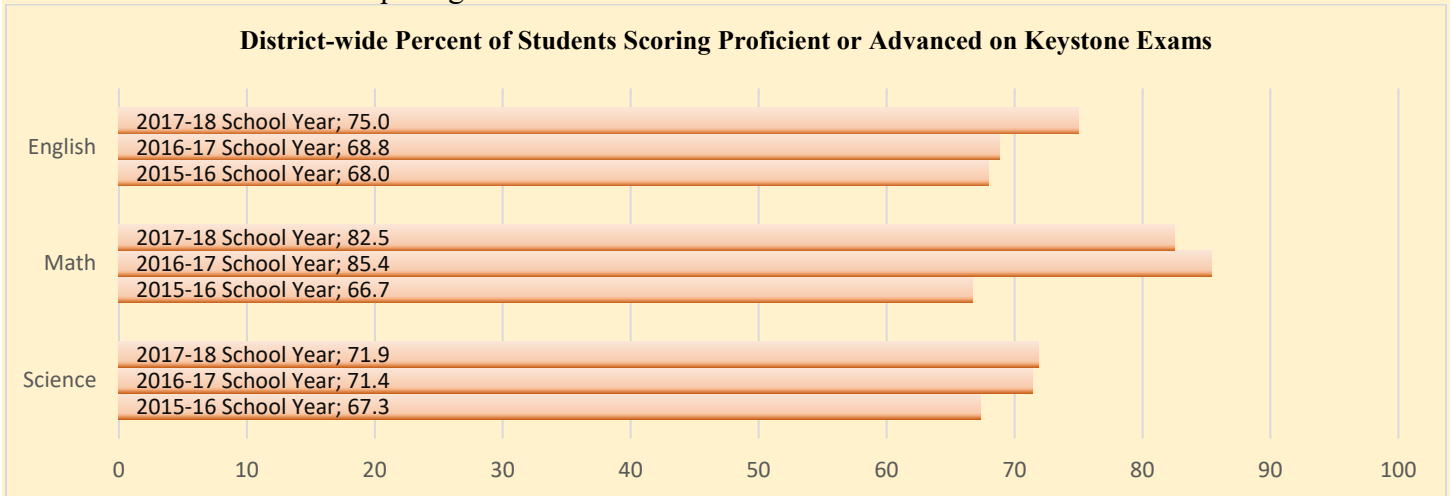
The PSSA is an annual, standardized test given across the Commonwealth to students in grades 3 through 8 in core subject areas, including English, Math and Science. The PSSAs help Pennsylvania meet federal and state requirements and inform instructional practices, as well as provide educators, stakeholders, and policymakers with important information about the state's students and schools.

The 2014-15 school year marked the first year that PSSA testing was aligned to the more rigorous PA Core Standards. The state uses a grading system with scoring ranges that place an individual student's performance into one of four performance levels: Below Basic, Basic, Proficient, and Advanced. The state's goal is for students to score Proficient or Advanced on the exam in each subject area.



What is the Keystone Exam?

The Keystone Exam measures student proficiency at the end of specific courses, such as Algebra I, Literature, and Biology. The Keystone Exam was intended to be a graduation requirement starting with the class of 2017, but that requirement has been put on hold until the 2020-21 school year.⁴ In the meantime, the exam is still given as a standardized assessment and results are included in the calculation of SPP scores. The Keystone Exam is scored using the same four performance levels as the PSSAs, and the goal is to score Proficient or Advanced for each course requiring the test.

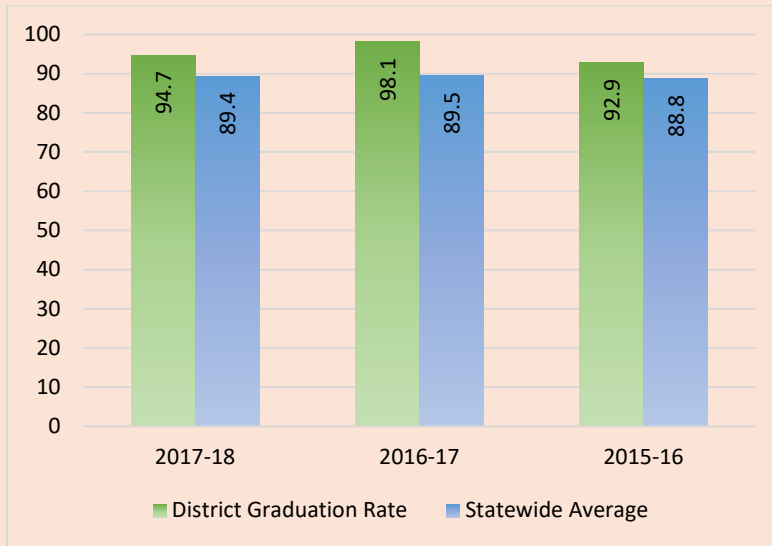


⁴ Act 39 of 2018, effective July 1, 2018, amended the Public School Code to further delay the use of Keystone Exams as a graduation requirement for an additional year until the 2020-21 school year. See 24 P.S. § 1-121(b)(1).

Academic Information Continued

What is a 4-Year Cohort Graduation Rate?

PDE collects enrollment and graduate data for all Pennsylvania public schools, which is used to calculate graduation rates. Cohort graduation rates are a calculation of the percentage of students who have graduated with a regular high school diploma within a designated number of years since the student first entered high school. The rate is determined for a cohort of students who have all entered high school for the first time during the same school year. Data specific to the 4-year cohort graduation rate is presented in the graph below.⁵



⁵ PDE also calculates 5-year and 6-year cohort graduation rates. Please visit PDE's website for additional information:
<http://www.education.pa.gov/Data-and-Statistics/Pages/Cohort-Graduation-Rate.aspx>.

Finding

For the audited period, our audit of the Forest City Regional School District resulted in no findings.

Status of Prior Audit Findings and Observations

Our prior Limited Procedures Engagement of the Forest City Regional School District resulted in no findings or observations.

Appendix A: Audit Scope, Objectives, and Methodology

School performance audits allow the Pennsylvania Department of the Auditor General to determine whether state funds, including school subsidies, are being used according to the purposes and guidelines that govern the use of those funds. Additionally, our audits examine the appropriateness of certain administrative and operational practices at each local education agency (LEA). The results of these audits are shared with LEA management, the Governor, the Pennsylvania Department of Education (PDE), and other concerned entities.

Our audit, conducted under authority of Sections 402 and 403 of The Fiscal Code,⁶ is not a substitute for the local annual financial audit required by the Public School Code of 1949, as amended. We conducted our audit in accordance with *Government Auditing Standards* issued by the Comptroller General of the United States. Those standards require that we plan and perform the audit to obtain sufficient, appropriate evidence to provide a reasonable basis for our findings and conclusions based on our audit objectives. We believe that the evidence obtained provides a reasonable basis for our findings and conclusions based on our audit.

Scope

Overall, our audit covered the period July 1, 2014 through June 30, 2018. In addition, the scope of each individual audit objective is detailed on the next page.

The Forest City Regional School District's (District) management is responsible for establishing and maintaining effective internal controls to provide reasonable assurance that the District is in compliance with certain relevant state laws, regulations, contracts, and administrative procedures (relevant requirements).⁷ In conducting our audit, we obtained an understanding of the District's internal controls, including any information technology controls, if applicable, that we considered to be significant within the context of our audit objectives. We assessed whether those controls were properly designed and implemented. Any deficiencies in internal controls that were identified during the conduct of our audit and determined to be significant within the context of our audit objectives are included in this report.

⁶ 72 P.S. §§ 402 and 403.

⁷ Internal controls are processes designed by management to provide reasonable assurance of achieving objectives in areas such as: effectiveness and efficiency of operations; relevance and reliability of operational and financial information; and compliance with certain relevant state laws, regulations, contracts, and administrative procedures.

Objectives/Methodology

In order to properly plan our audit and to guide us in selecting objectives, we reviewed pertinent laws and regulations, board meeting minutes, annual financial reports, annual budgets, new or amended policies and procedures, and the independent audit report of the District's basic financial statements for the fiscal years July 1, 2014 through June 30, 2018. We also determined if the District had key personnel or software vendor changes since the prior audit.

Performance audits draw conclusions based on an evaluation of sufficient, appropriate evidence. Evidence is measured against criteria, such as laws, regulations, third-party studies, and best business practices. Our audit focused on the District's efficiency and effectiveness in the following areas:

- ❖ Transportation Operations
- ❖ Bus Driver Requirements
- ❖ School Safety

As we conducted our audit procedures, we sought to determine answers to the following questions, which served as our audit objectives:

- Did the District ensure compliance with applicable laws and regulations governing transportation operations, and did the District receive the correct transportation reimbursement from the Commonwealth?⁸
 - To address this objective, we interviewed District personnel to gain an understanding of the District's procedures for obtaining and reporting transportation data to PDE. We then randomly selected 10 of 28 vehicles used to transport District students during the 2017-18 school year.⁹ For each vehicle tested, we reviewed route mileage documentation provided by contracted drivers, District calculations, and bus rosters and compared to the number of students transported and the miles with and without students reported to PDE. We also compared the reported number of days each vehicle transported students to the District's school calendar. Our review did not disclose any reportable issues.
- Did the District ensure that all bus drivers transporting District students are Board approved and had the required driver's license, physical exam, training, background checks, and clearances¹⁰ as outlined in applicable laws?¹¹ Also, did the District monitor the ongoing five-year clearance requirements and ensure updated license/physical requirements are maintained and monitored throughout the school year?
 - To address this objective, we randomly selected 10 of the 41 bus and van drivers transporting District students as of September 20, 2019.¹² We reviewed documentation to ensure the District

⁸ See 24 P.S. §§ 13-1301, 13-1302, 13-1305, 13-1306; 22 Pa. Code Chapter 11.

⁹ While representative selection is a required factor of audit sampling methodologies, audit sampling methodology was not applied to achieve this test objective, accordingly, the results of this audit procedure are not, and should not be, projected to the population.

¹⁰ Auditors reviewed the required state, federal and child abuse background clearances that the District obtained from the most reliable sources available, including the FBI, the Pennsylvania State Police and the Department of Human Services. However, due to the sensitive and confidential nature of this information, we were unable to assess the reliability or completeness of these third-party databases.

¹¹ 24 P.S. § 1-111, 23 Pa.C.S. § 6344(a.1), 24 P.S. § 2070.1a *et seq.*, 75 Pa.C.S. §§ 1508.1 and 1509, and 22 Pa. Code Chapter 8.

¹² While representative selection is a required factor of audit sampling methodologies, audit sampling methodology was not applied to achieve this test objective, accordingly, the results of this audit procedure are not, and should not be, projected to the population.

complied with the requirements for bus drivers. We also determined if the District had monitoring procedures to ensure that all drivers had updated clearance, licenses, and physicals. Our review of this objective did not disclose any reportable issues.

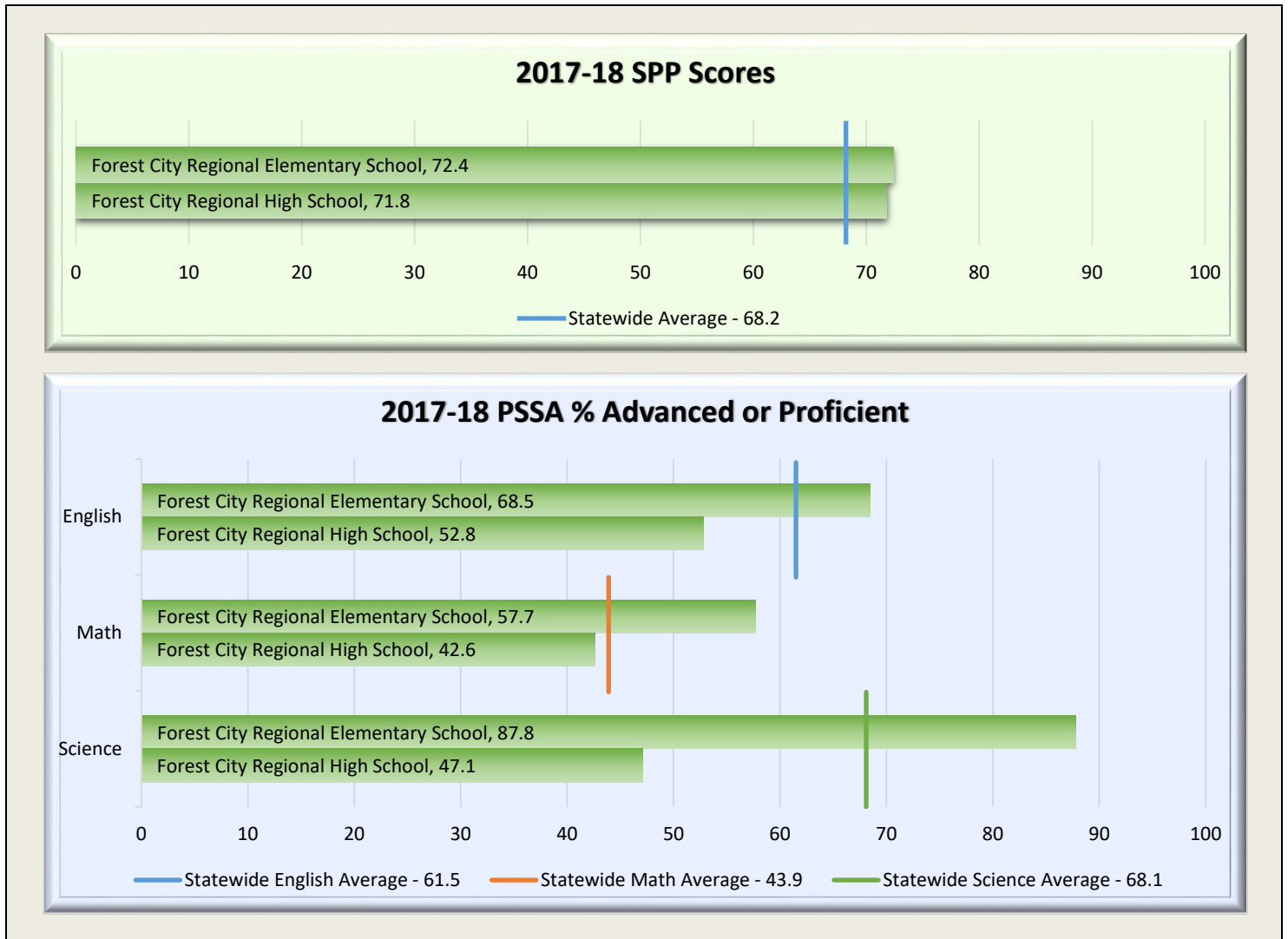
- Did the District take actions to ensure it provided a safe school environment?¹³
 - To address this objective, we reviewed a variety of documentation including, safety plans, training schedules, anti-bullying policies, safety committee meeting minutes, fire drill documentation, and after action reports. Due to the sensitive nature of school safety, the results of our review of this objective area are not described in our audit report. The results of our review of school safety are shared with District officials, PDE, and other appropriate agencies deemed necessary.

¹³ 24 P.S. § 13-1301-A *et seq.*

Appendix B: Academic Detail

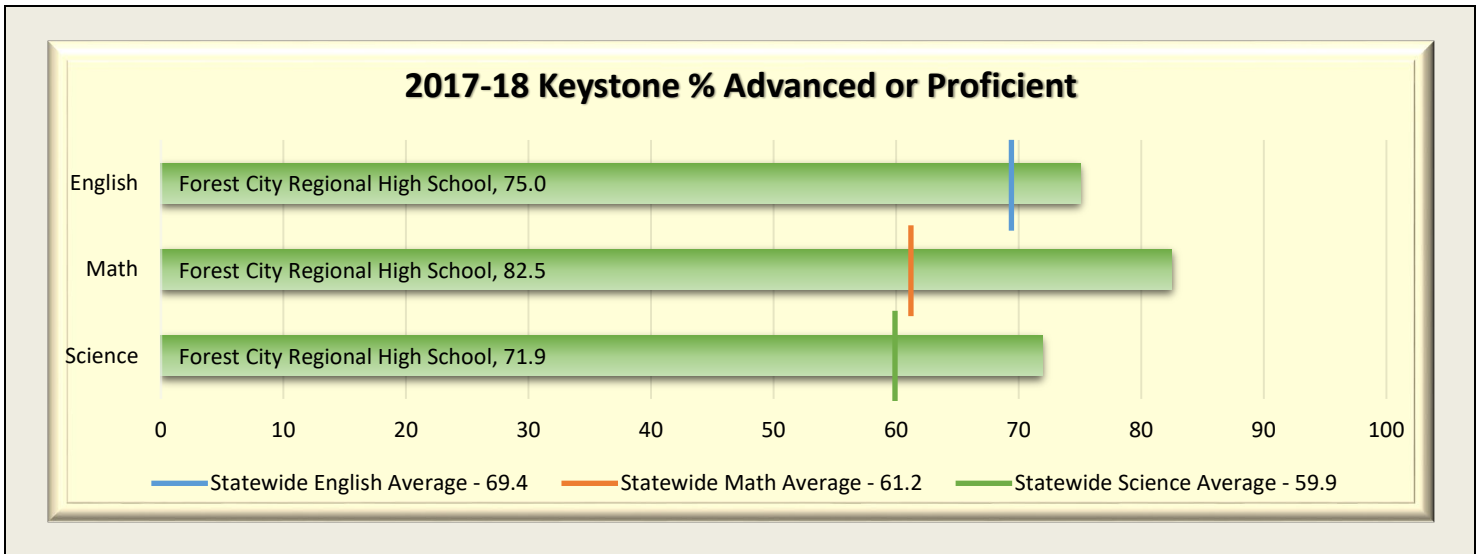
Benchmarks noted in the following graphs represent the statewide average of all public school buildings in the Commonwealth that received a score in the category and year noted.¹⁴

2017-18 Academic Data School Scores Compared to Statewide Averages

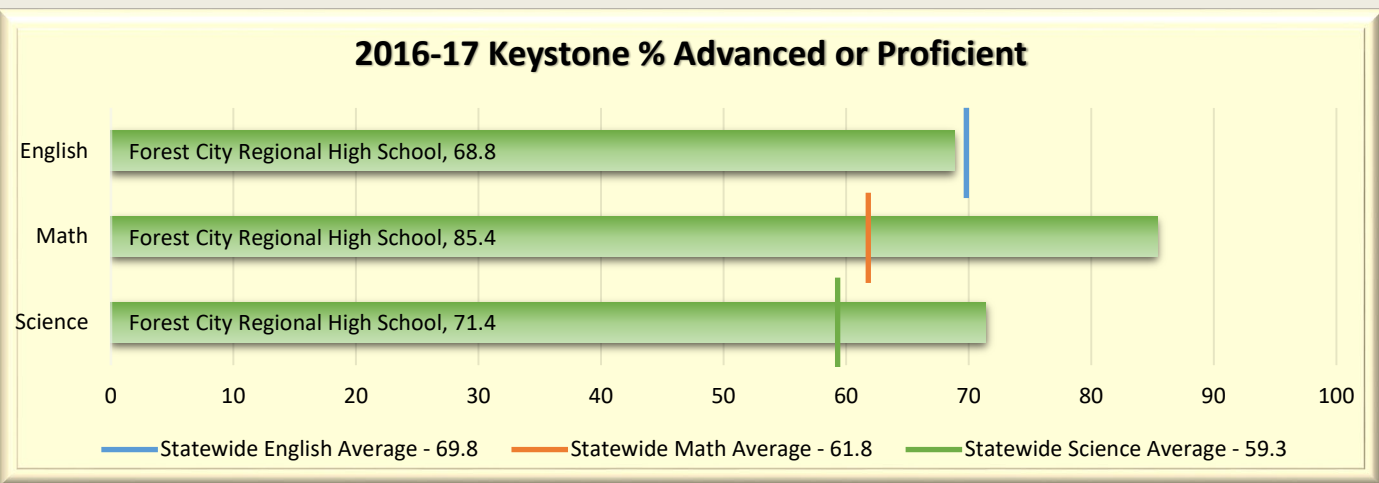
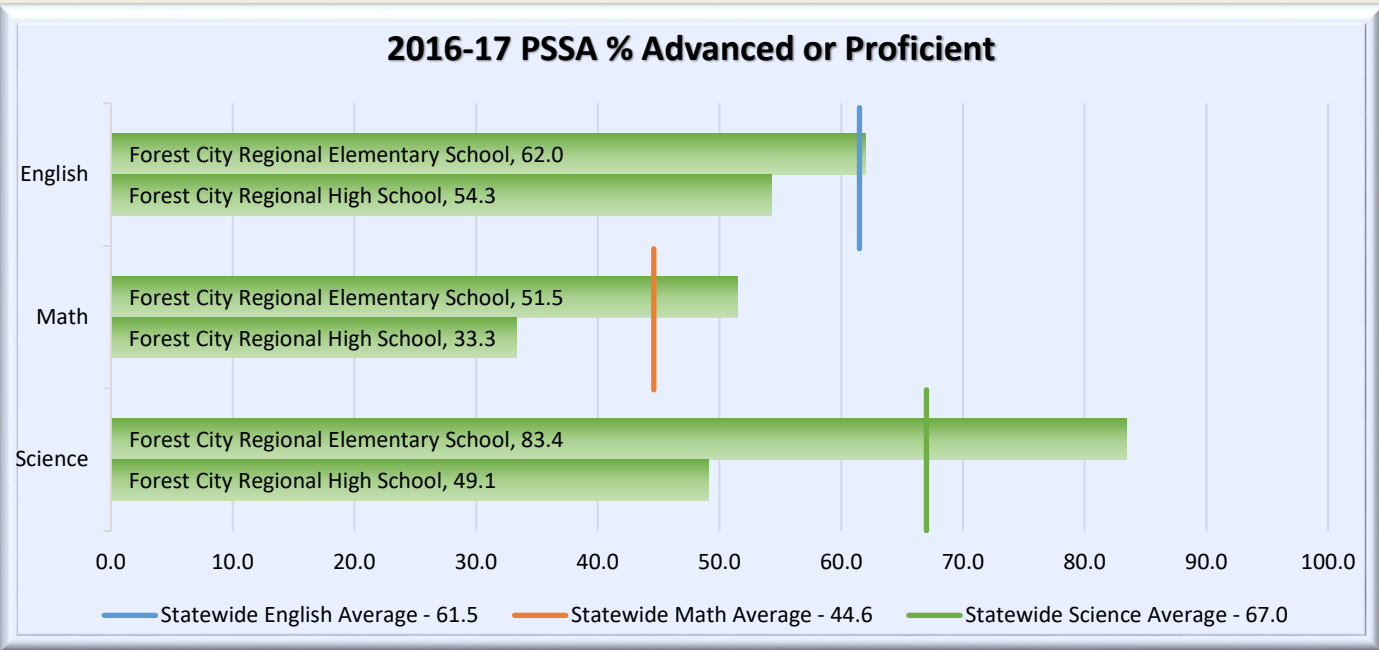
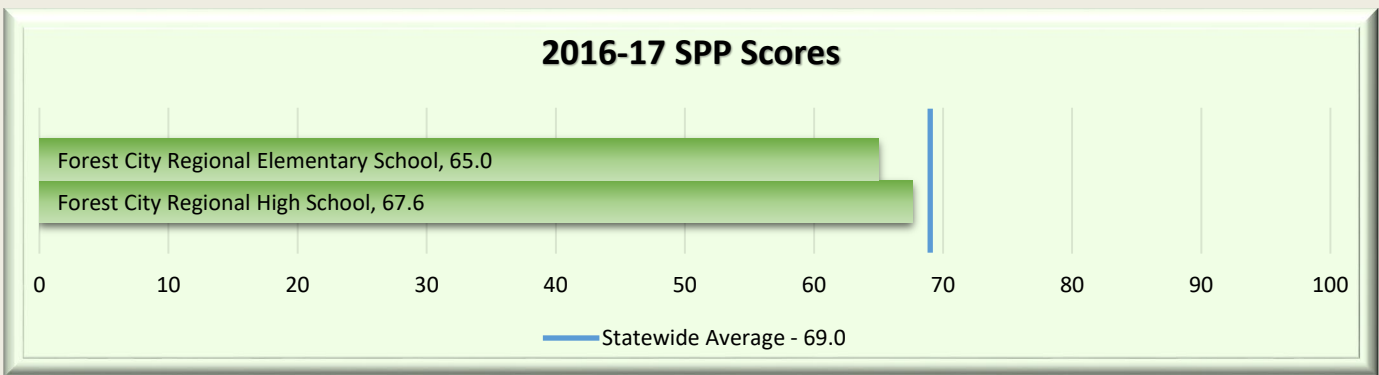


¹⁴ Statewide averages were calculated by our Department based on individual school building scores for all public schools in the Commonwealth, including district schools, charters schools, and cyber charter schools.

2017-18 Academic Data
School Scores Compared to Statewide Averages (continued)

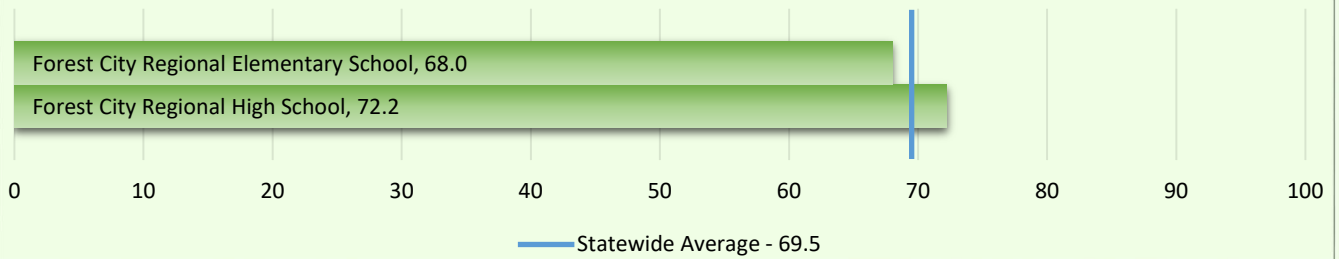


2016-17 Academic Data
School Scores Compared to Statewide Averages

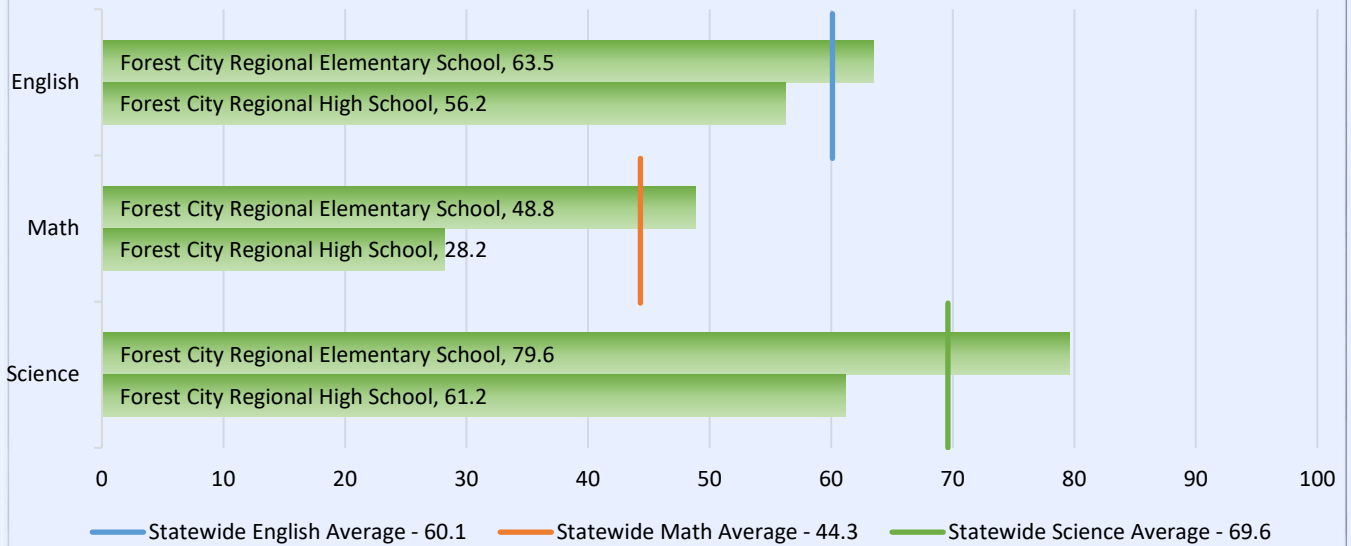


2015-16 Academic Data
School Scores Compared to Statewide Averages

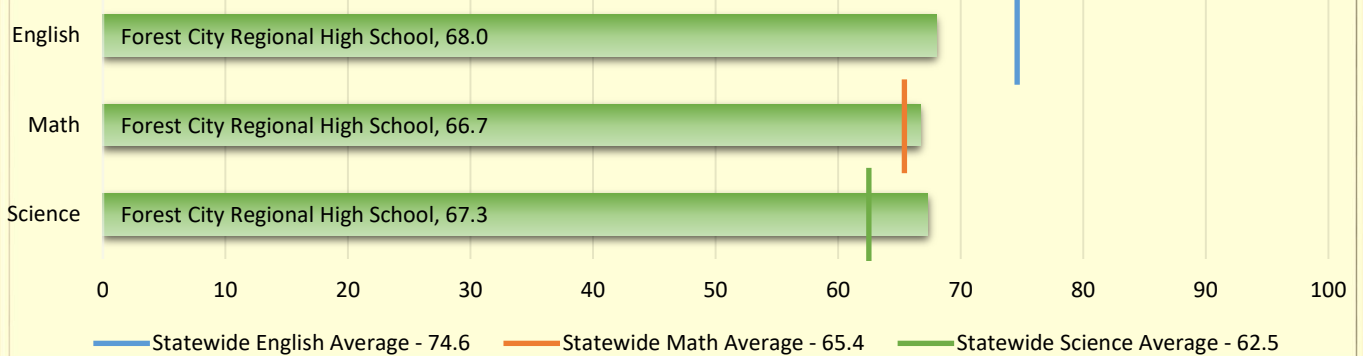
2015-16 SPP Scores



2015-16 PSSA % Advanced or Proficient



2015-16 Keystone % Advanced or Proficient



Distribution List

This report was initially distributed to the Superintendent of the District, the Board of School Directors, and the following stakeholders:

The Honorable Tom W. Wolf

Governor
Commonwealth of Pennsylvania
Harrisburg, PA 17120

The Honorable Pedro A. Rivera

Secretary of Education
1010 Harristown Building #2
333 Market Street
Harrisburg, PA 17126

The Honorable Joe Torsella

State Treasurer
Room 129 - Finance Building
Harrisburg, PA 17120

Mrs. Danielle Mariano

Director
Bureau of Budget and Fiscal Management
Pennsylvania Department of Education
4th Floor, 333 Market Street
Harrisburg, PA 17126

Dr. David Wazeter

Research Manager
Pennsylvania State Education Association
400 North Third Street - Box 1724
Harrisburg, PA 17105

Mr. Nathan Mains

Executive Director
Pennsylvania School Boards Association
400 Bent Creek Boulevard
Mechanicsburg, PA 17050

This report is a matter of public record and is available online at www.PaAuditor.gov. Media questions about the report can be directed to the Pennsylvania Department of the Auditor General, Office of Communications, 229 Finance Building, Harrisburg, PA 17120; via email to: News@PaAuditor.gov.