

LIMITED PROCEDURES ENGAGEMENT

Forest Hills School District Cambria County, Pennsylvania

November 2019



Commonwealth of Pennsylvania
Department of the Auditor General

Eugene A. DePasquale • Auditor General



**Commonwealth of Pennsylvania
Department of the Auditor General
Harrisburg, PA 17120-0018
Facebook: Pennsylvania Auditor General
Twitter: @PAAuditorGen
www.PaAuditor.gov**

**EUGENE A. DePASQUALE
AUDITOR GENERAL**

Dr. David L. Lehman, Superintendent
Forest Hills School District
549 Locust Street, P.O. Box 158
Sidman, Pennsylvania 15955

Mr. Galen George, Board President
Forest Hills School District
549 Locust Street, P.O. Box 158
Sidman, Pennsylvania 15955

Dear Dr. Lehman and Mr. George:

We conducted a Limited Procedures Engagement (LPE) of the Forest Hills School District (District) to determine its compliance with certain relevant state laws, regulations, policies, and administrative procedures (relevant requirements). The LPE covers the period July 1, 2014 through June 30, 2018, except for any areas of compliance that may have required an alternative to this period. The engagement was conducted pursuant to authority derived from Article VIII, Section 10 of the Constitution of the Commonwealth of Pennsylvania and The Fiscal Code (72 P.S. §§ 402 and 403), but was not conducted in accordance with *Government Auditing Standards* issued by the Comptroller General of the United States.

As we conducted our LPE procedures, we sought to determine answers to the following questions, which serve as our LPE objectives:

- Did the District have documented board policies and administrative procedures related to the following?
 - Internal controls
 - Budgeting practices
 - The Right-to-Know Law
 - The Sunshine Act
- Were the policies and procedures adequate and appropriate, and have they been properly implemented?
- Did the District comply with the relevant requirements in the Right-to-Know Law and the Sunshine Act?

Our engagement found that the District properly implemented policies and procedures for the areas mentioned above and complied, in all significant respects, with relevant requirements.

Dr. David L. Lehman

Mr. Galen George

Page 2

We also evaluated the application of best practices in the area of school safety. Due to the sensitive nature of this issue and the need for the results of this review to be confidential, we did not include the results in this report. However, we communicated the results of our review of school safety to District officials, the Pennsylvania Department of Education, and other appropriate officials as deemed necessary.

We appreciate the District's cooperation during the conduct of the engagement.

Sincerely,

A handwritten signature in black ink, appearing to read "Eugene A. DePasquale". The signature is fluid and cursive, with a long horizontal stroke extending to the right.

Eugene A. DePasquale
Auditor General

November 19, 2019

cc: **FOREST HILLS SCHOOL DISTRICT** Board of School Directors

Background Information

School Characteristics 2017-18 School Year ^A	
County	Cambria
Total Square Miles	96
Number of School Buildings	2
Total Teachers	134
Total Full or Part-Time Support Staff	105
Total Administrators	10
Total Enrollment for Most Recent School Year	1,774
Intermediate Unit Number	8
District Vo-Tech School	Greater Johnstown Career & Technology Center

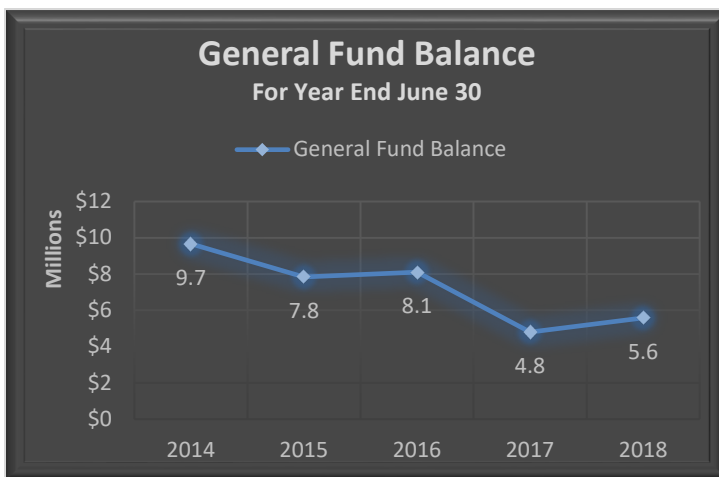
A - Source: Information provided by the District administration and is unaudited.

Mission Statement^A

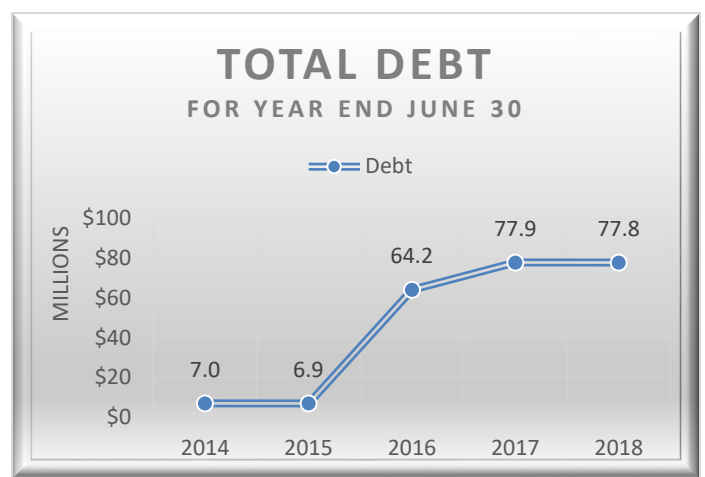
The School Board believes that schools have been established and maintained by the State for the education of individuals and the improvement of society. It believes individuals should be accepted into the program as they are, and that they should be provided with a stimulating environment and opportunity for learning designed to assist them in realizing their minimum mental, physical, emotional and social development.

Financial Information

The following pages contain financial information about the Forest Hills School District (District) obtained from annual financial data reported to the Pennsylvania Department of Education (PDE) and available on PDE's public website. This information was not audited and is presented for **informational purposes only**.

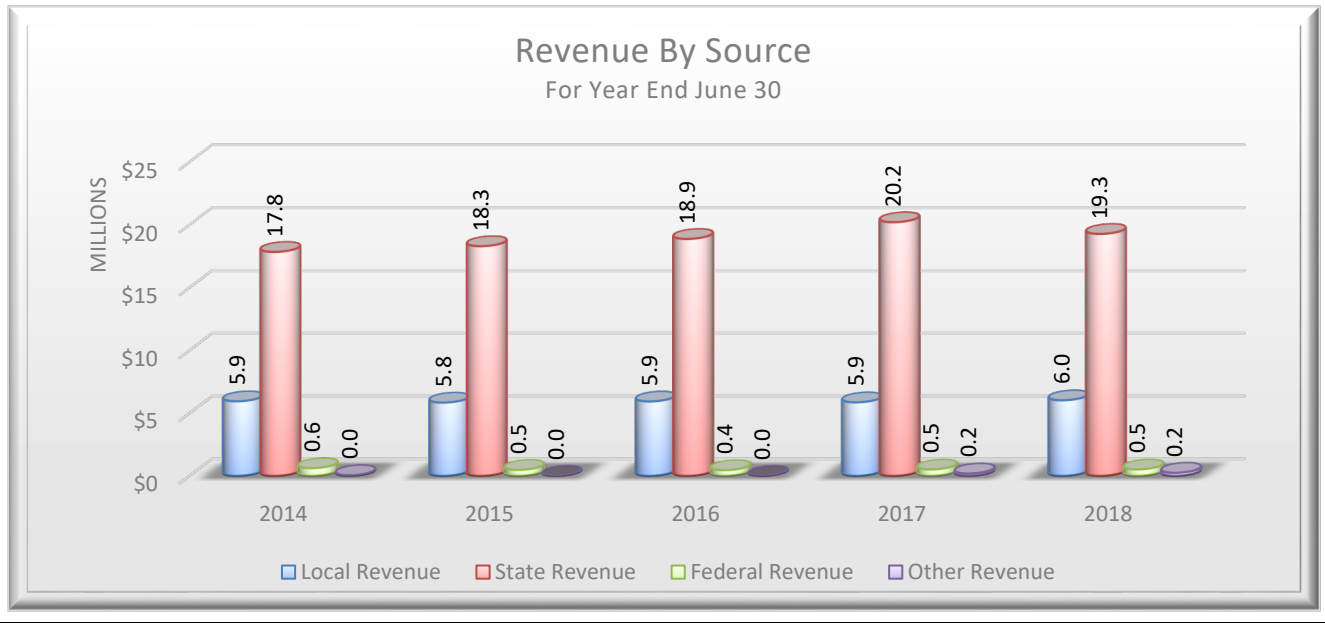
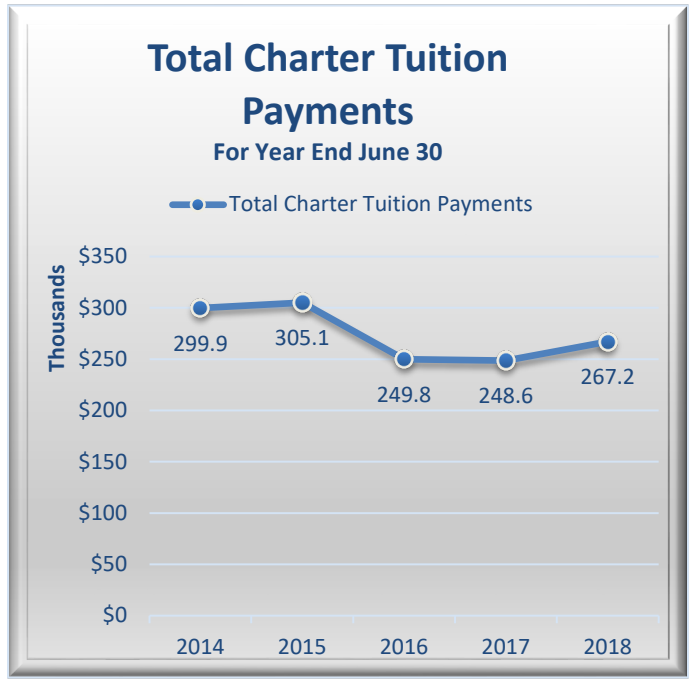
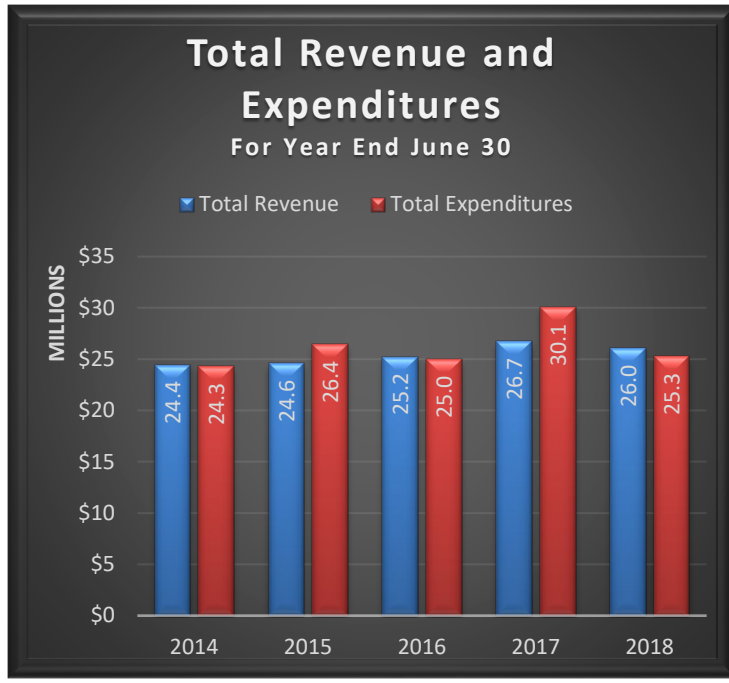


Note: General Fund Balance is comprised of the District's Committed, Assigned and Unassigned Fund Balances.



Note: Total Debt is comprised of Short-Term Borrowing, General Obligation Bonds, Authority Building Obligations, Other Long-Term Debt, Other Post-Employment Benefits, Compensated Absences and Net Pension Liability.

Financial Information Continued

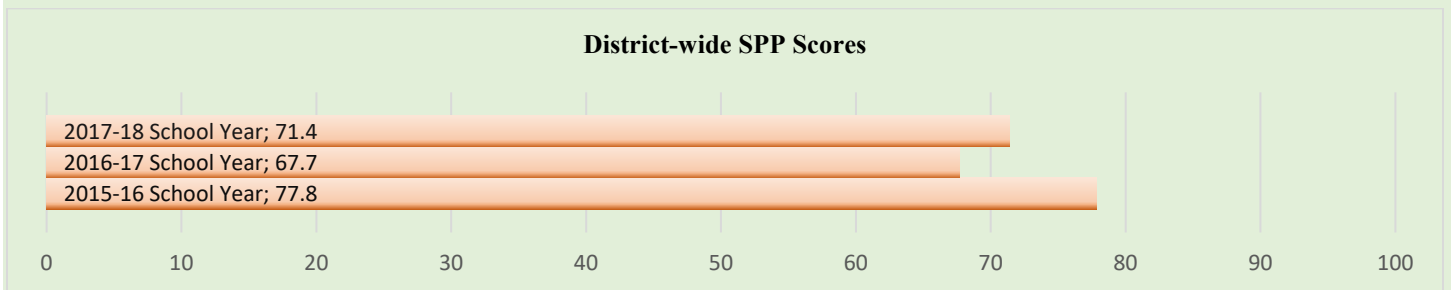


Academic Information

The graphs on the following pages present the District-wide School Performance Profile (SPP) scores, Pennsylvania System of School Assessment (PSSA) scores, Keystone Exam results, and 4-Year Cohort Graduation Rates for the District obtained from PDE's data files for the 2015-16, 2016-17, and 2017-18 school years.¹ The District's individual school building scores are presented in the Appendix. These scores are provided in this audit report for **informational purposes only**, and they were not audited by our Department. Please note that if one of the District's schools did not receive a score in a particular category and year presented below, the school will not be listed in the corresponding graph.²

What is a SPP score?

A SPP score serves as a benchmark for schools to reflect on successes, achievements, and yearly growth. PDE issues a SPP score annually using a 0-100 scale for all school buildings in the Commonwealth, which is calculated based on standardized testing (i.e., PSSA and Keystone exam scores), student improvement, advance course offerings, and attendance and graduation rates. Generally speaking, a SPP score of 70 or above is considered to be a passing rate.³



¹ PDE is the sole source of academic data presented in this report. All academic data was obtained from PDE's publicly available website.

² PDE's data does not provide any further information regarding the reason a score was not published for a specific school. However, readers can refer to PDE's website for general information regarding the issuance of academic scores.

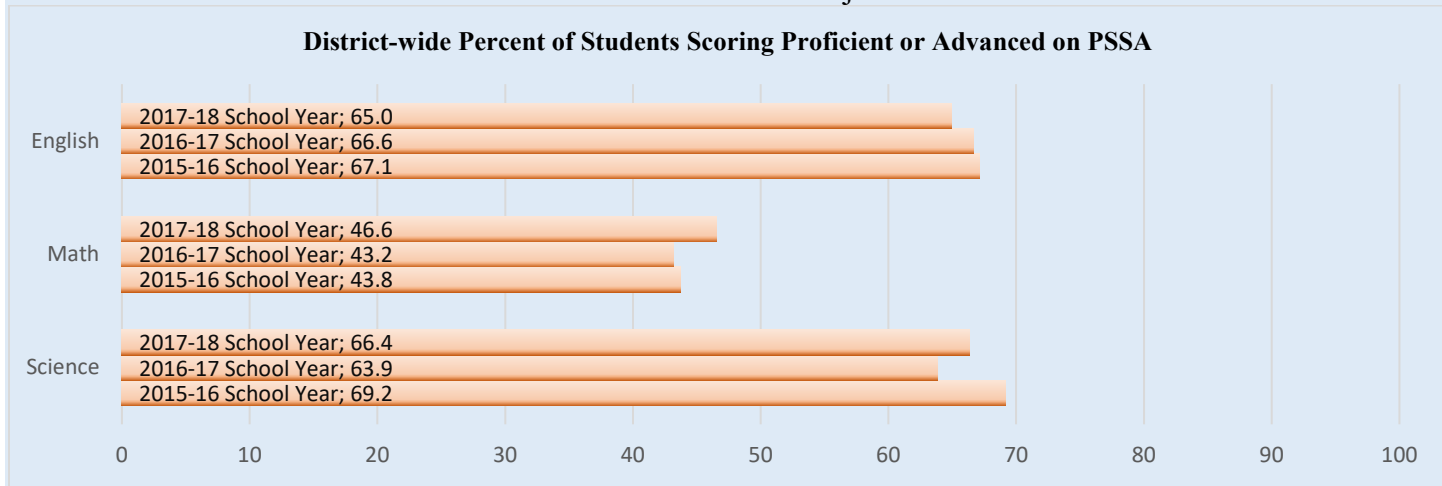
³ PDE started issuing a SPP score for all public school buildings beginning with the 2012-13 school year. For the 2014-15 school year, PDE only issued SPP scores for high schools taking the Keystone Exams as scores for elementary and middle scores were put on hold due to changes with PSSA testing. PDE resumed issuing a SPP score for all schools for the 2015-16 school year.

Academic Information Continued

What is the PSSA?

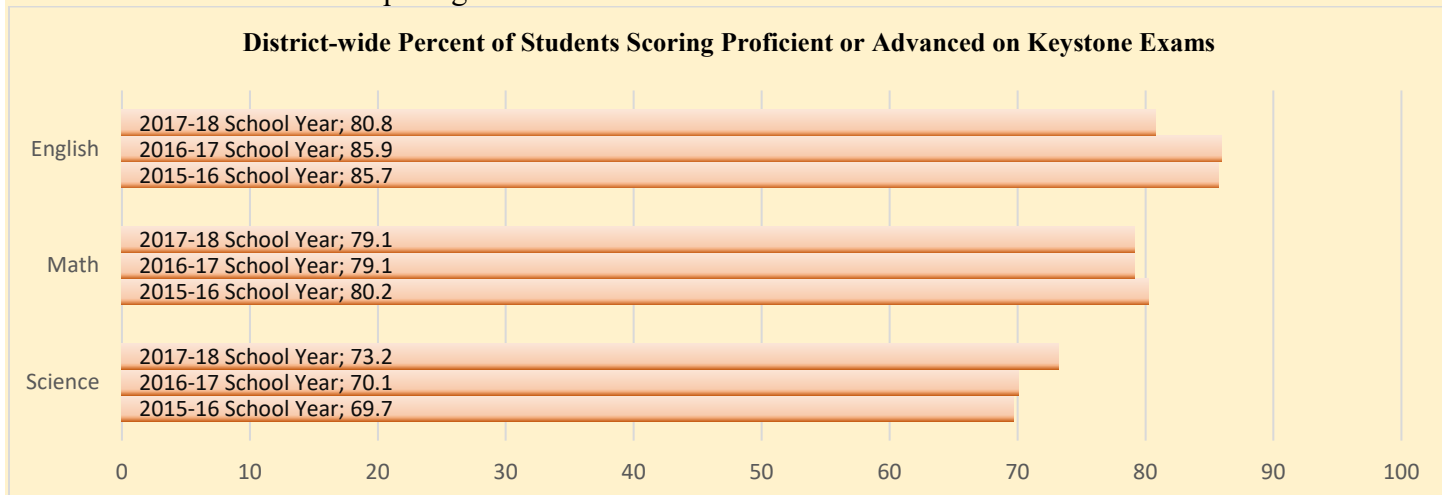
The PSSA is an annual, standardized test given across the Commonwealth to students in grades 3 through 8 in core subject areas, including English, Math and Science. The PSSAs help Pennsylvania meet federal and state requirements and inform instructional practices, as well as provide educators, stakeholders, and policymakers with important information about the state's students and schools.

The 2014-15 school year marked the first year that PSSA testing was aligned to the more rigorous PA Core Standards. The state uses a grading system with scoring ranges that place an individual student's performance into one of four performance levels: Below Basic, Basic, Proficient, and Advanced. The state's goal is for students to score Proficient or Advanced on the exam in each subject area.



What is the Keystone Exam?

The Keystone Exam measures student proficiency at the end of specific courses, such as Algebra I, Literature, and Biology. The Keystone Exam was intended to be a graduation requirement starting with the class of 2017, but that requirement has been put on hold until the 2020-21 school year.⁴ In the meantime, the exam is still given as a standardized assessment and results are included in the calculation of SPP scores. The Keystone Exam is scored using the same four performance levels as the PSSAs, and the goal is to score Proficient or Advanced for each course requiring the test.

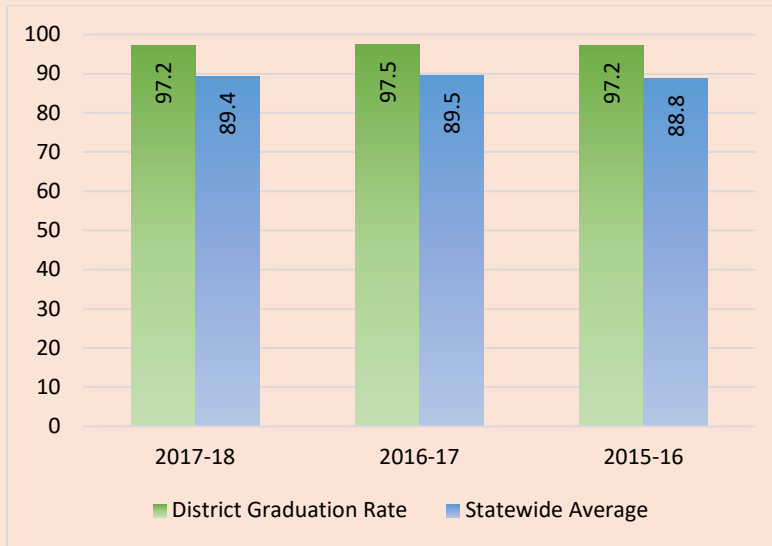


⁴ Act 39 of 2018, effective July 1, 2018, amended the Public School Code to further delay the use of Keystone Exams as a graduation requirement for an additional year until the 2020-21 school year. See 24 P.S. § 1-121(b)(1).

Academic Information Continued

What is a 4-Year Cohort Graduation Rate?

PDE collects enrollment and graduate data for all Pennsylvania public schools, which is used to calculate graduation rates. Cohort graduation rates are a calculation of the percentage of students who have graduated with a regular high school diploma within a designated number of years since the student first entered high school. The rate is determined for a cohort of students who have all entered high school for the first time during the same school year. Data specific to the 4-year cohort graduation rate is presented in the graph below.⁵



⁵ PDE also calculates 5-year and 6-year cohort graduation rates. Please visit PDE's website for additional information:
<http://www.education.pa.gov/Data-and-Statistics/Pages/Cohort-Graduation-Rate-.aspx>.

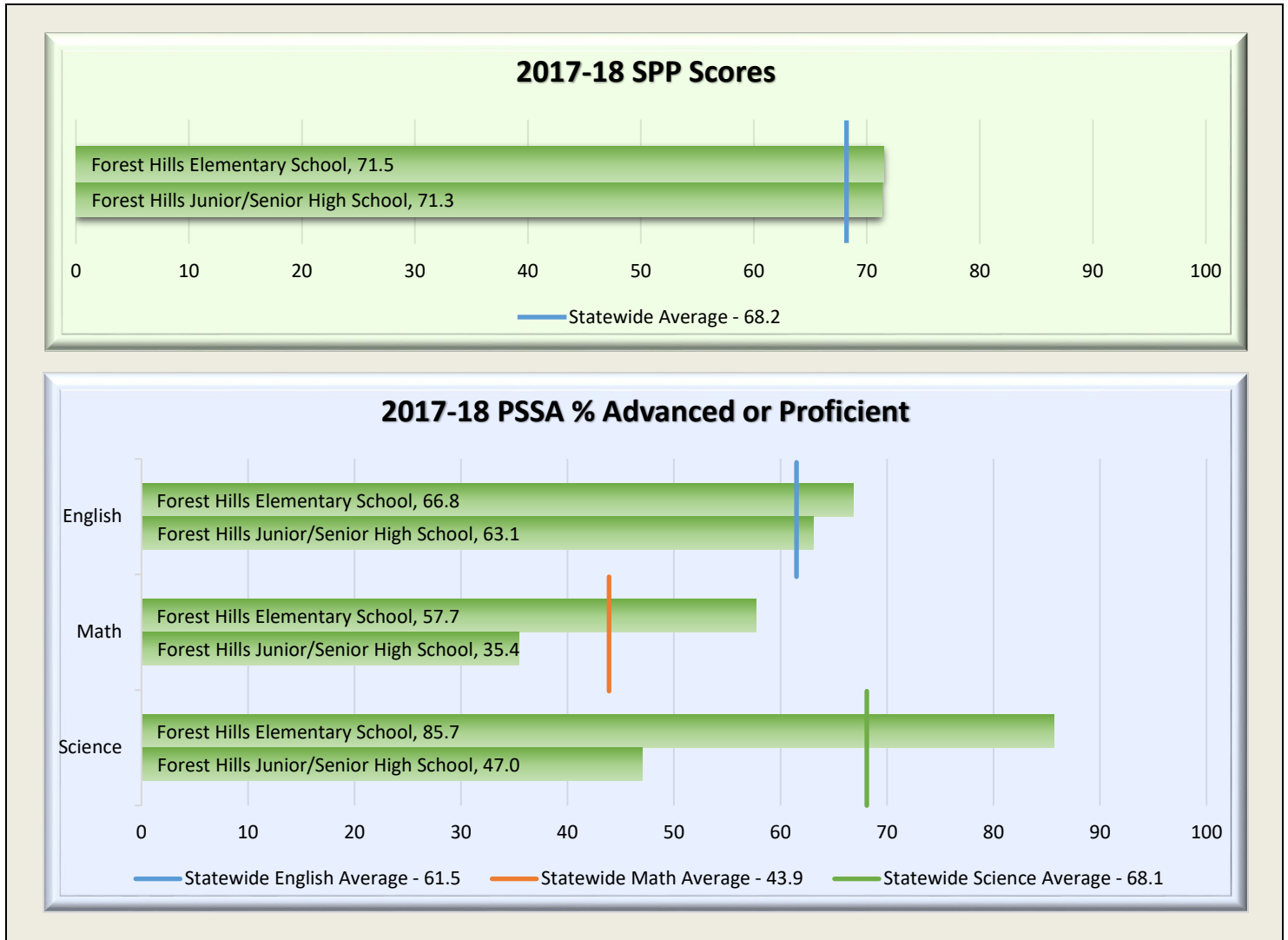
Status of Prior Audit Findings and Observations

Our prior Limited Procedures Engagement of the Forest Hills School District resulted in no findings or observations.

Appendix: Academic Detail

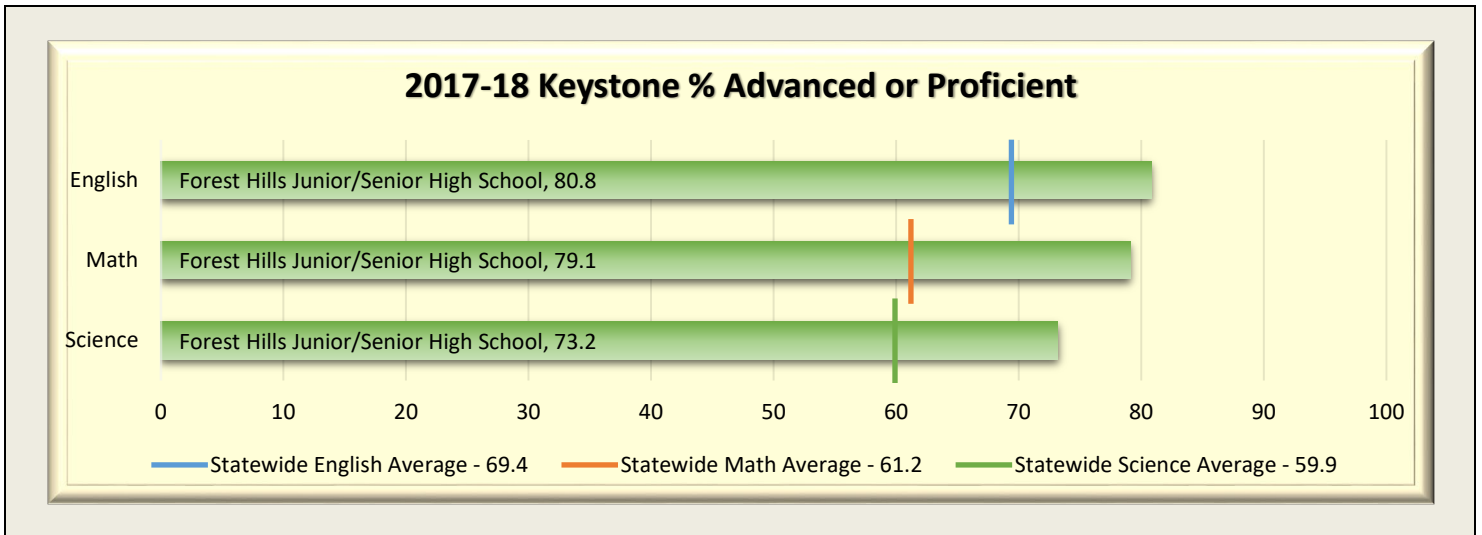
Benchmarks noted in the following graphs represent the statewide average of all public school buildings in the Commonwealth that received a score in the category and year noted.⁶

2017-18 Academic Data School Scores Compared to Statewide Averages



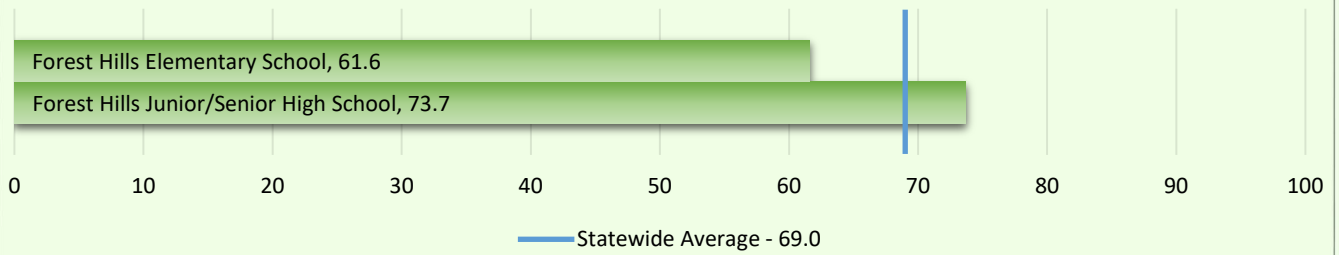
⁶ Statewide averages were calculated by our Department based on individual school building scores for all public schools in the Commonwealth, including district schools, charters schools, and cyber charter schools.

2017-18 Academic Data
School Scores Compared to Statewide Averages (continued)

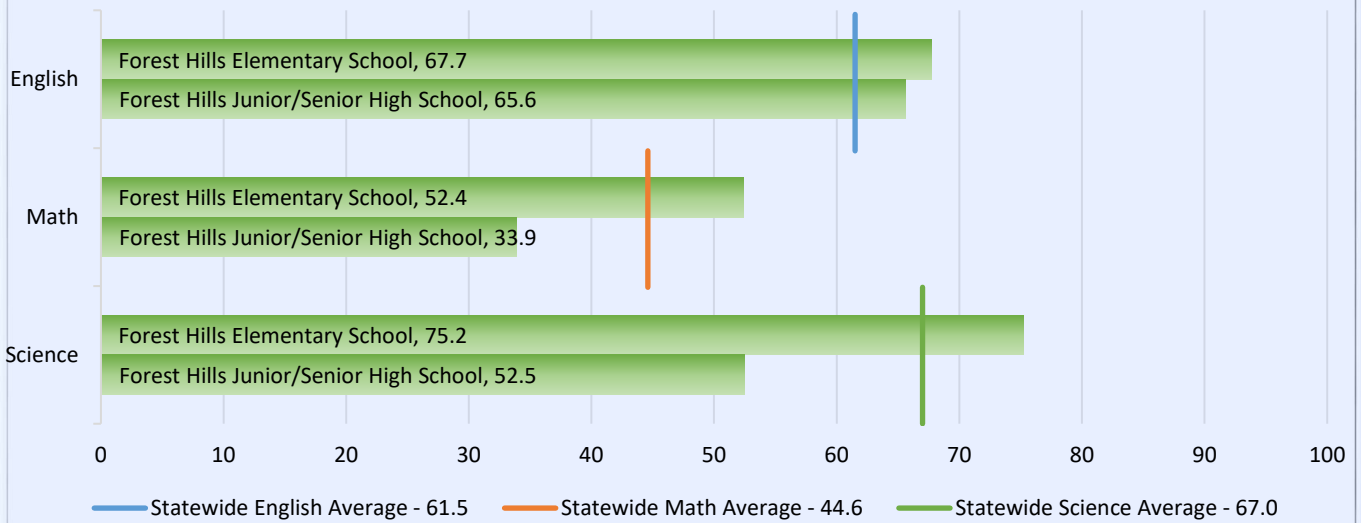


2016-17 Academic Data
School Scores Compared to Statewide Averages

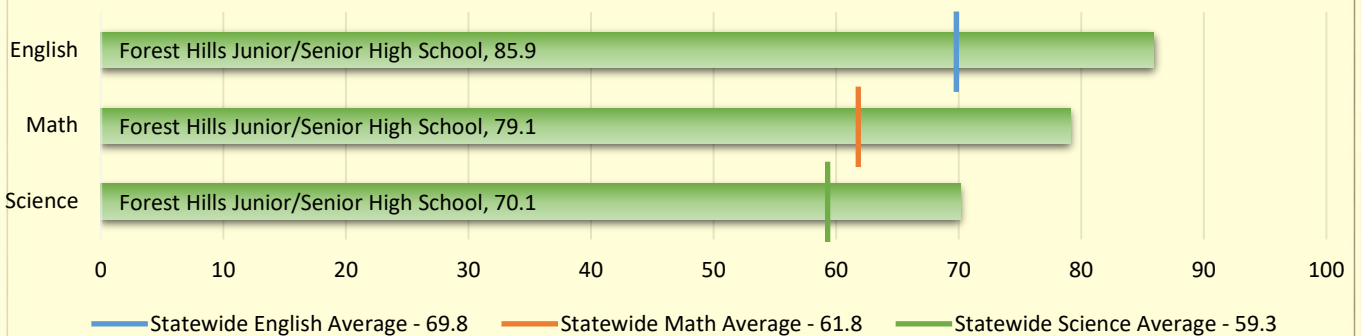
2016-17 SPP Scores



2016-17 PSSA % Advanced or Proficient

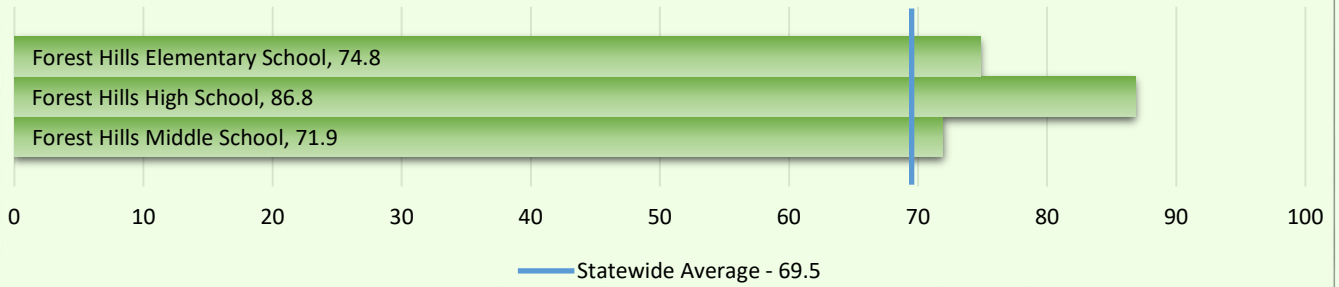


2016-17 Keystone % Advanced or Proficient

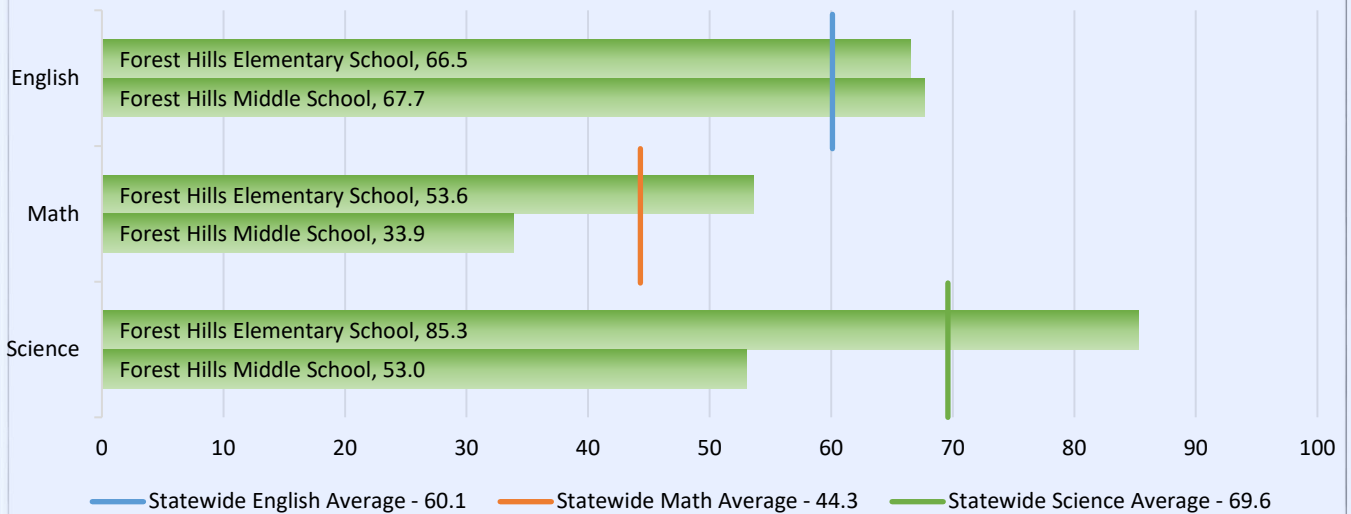


2015-16 Academic Data
School Scores Compared to Statewide Averages

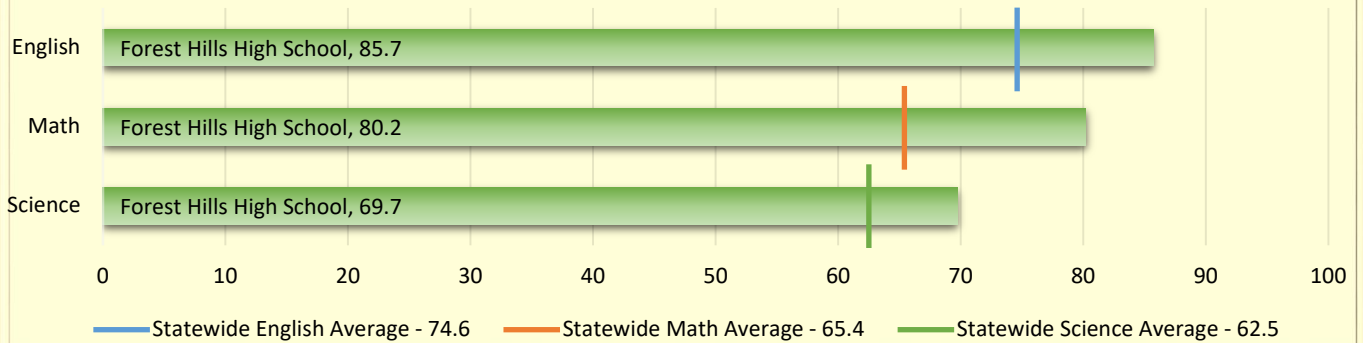
2015-16 SPP Scores



2015-16 PSSA % Advanced or Proficient



2015-16 Keystone % Advanced or Proficient



Distribution List

This letter was initially distributed to the Superintendent of the District, the Board of School Directors, and the following stakeholders:

The Honorable Tom W. Wolf

Governor
Commonwealth of Pennsylvania
Harrisburg, PA 17120

The Honorable Pedro A. Rivera

Secretary of Education
1010 Harristown Building #2
333 Market Street
Harrisburg, PA 17126

The Honorable Joe Torsella

State Treasurer
Room 129 - Finance Building
Harrisburg, PA 17120

Mrs. Danielle Mariano

Director
Bureau of Budget and Fiscal Management
Pennsylvania Department of Education
4th Floor, 333 Market Street
Harrisburg, PA 17126

Dr. David Wazeter

Research Manager
Pennsylvania State Education Association
400 North Third Street - Box 1724
Harrisburg, PA 17105

Mr. Nathan Mains

Executive Director
Pennsylvania School Boards Association
400 Bent Creek Boulevard
Mechanicsburg, PA 17050

This letter is a matter of public record and is available online at www.PaAuditor.gov. Media questions about the letter can be directed to the Pennsylvania Department of the Auditor General, Office of Communications, 229 Finance Building, Harrisburg, PA 17120; via email to: News@PaAuditor.gov.