

PERFORMANCE AUDIT

Milton Area School District Northumberland County, Pennsylvania

December 2018



Commonwealth of Pennsylvania
Department of the Auditor General

Eugene A. DePasquale • Auditor General



Commonwealth of Pennsylvania
Department of the Auditor General
Harrisburg, PA 17120-0018
Facebook: Pennsylvania Auditor General
Twitter: @PAAuditorGen
www.PaAuditor.gov

EUGENE A. DePASQUALE
AUDITOR GENERAL

Dr. Cathy Keegan, Superintendent
Milton Area School District
700 Mahoning Street
Milton, Pennsylvania 17847

Mr. David Edinger, Board President
Milton Area School District
700 Mahoning Street
Milton, Pennsylvania 17847

Dear Dr. Keegan and Mr. Edinger:

We have conducted a performance audit of the Milton Area School District (District) for the period July 1, 2013 through June 30, 2017, except as otherwise indicated in the audit scope, objective, and methodology section of the report. We evaluated the District's performance in the following areas as further described in the appendix of this report:

- Bus Driver Requirements
- Nonresident Student Membership Data

We also evaluated the application of best practices in the area of school safety. Due to the sensitive nature of this issue and the need for the results of this review to be confidential, we did not include the results in this report. However, we communicated the results of our review of school safety to District officials, the Pennsylvania Department of Education, and other appropriate officials as deemed necessary.

The audit was conducted pursuant to Sections 402 and 403 of The Fiscal Code (72 P.S. §§ 402 and 403), and in accordance with the Government Auditing Standards issued by the Comptroller General of the United States. Those standards require that we plan and perform the audit to obtain sufficient, appropriate evidence to provide a reasonable basis for our findings and conclusions based on our audit objectives. We believe that the evidence obtained provides a reasonable basis for our findings and conclusions based on our audit objectives.

Our audit found that the District performed adequately in the bulleted areas listed above.

Dr. Cathy Keegan
Mr. David Edinger
Page 2

We appreciate the District's cooperation during the course of the audit.

Sincerely,

A handwritten signature in black ink, appearing to read "Eugene A. DePasquale". The signature is fluid and cursive, with a long horizontal stroke extending to the right.

Eugene A. DePasquale
Auditor General

December 18, 2018

cc: **MILTON AREA SCHOOL DISTRICT** Board of School Directors

Table of Contents

	Page
Background Information	1
Finding	9
Status of Prior Audit Findings and Observations	10
Appendix: Audit Scope, Objectives, and Methodology	11
Distribution	14

Background Information

School Characteristics 2017-18 School Year ^A	
Counties	Northumberland/Union
Total Square Miles	85
Number of School Buildings	4 ^B
Total Teachers	183
Total Full or Part-Time Support Staff	113
Total Administrators	15
Total Enrollment for Most Recent School Year	2,100
Intermediate Unit Number	16
District Vo-Tech School	N/A

A – Source: Information provided by the District administration and is unaudited.

B – Middle school and senior high school share one building.

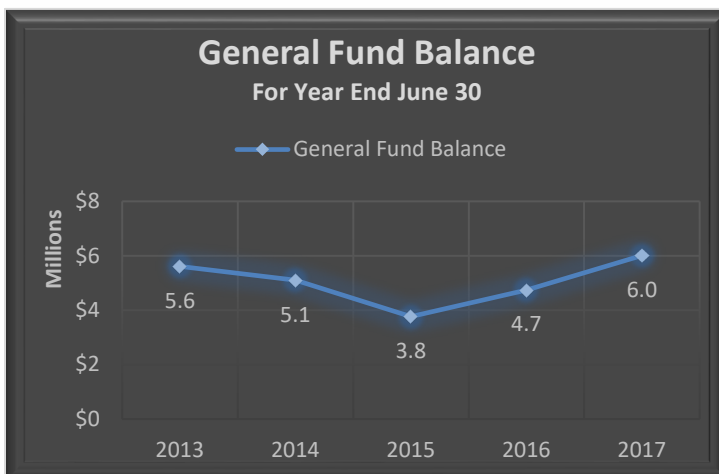
Mission Statement^A

The Milton Area School District is committed to preparing students for 21st century success through educational excellence. Through strong emphasis on community, empathy, enthusiasm, integrity, leadership, loyalty, resiliency and respect, all members of the Milton Area School District strive to promote:

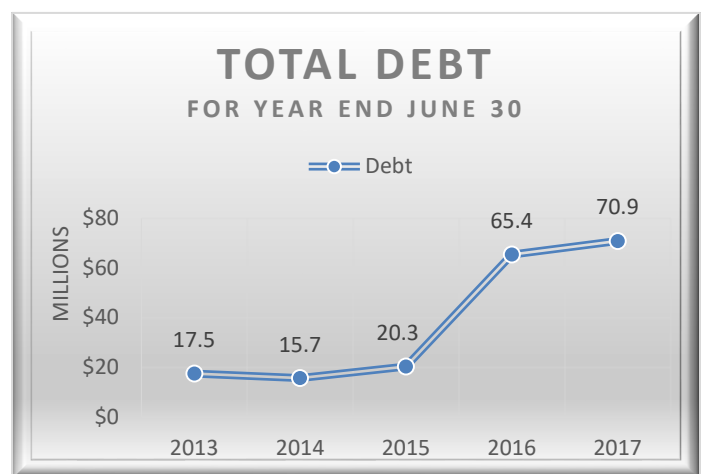
Creativity and Innovation
Critical Thinking and Problem Solving
Collaboration and Transparency
Self-Management and Flexibility

Financial Information

The following pages contain financial information about the Milton Area School District (District) obtained from annual financial data reported to the Pennsylvania Department of Education (PDE) and available on the PDE’s public website. This information was not audited and is presented for **informational purposes only**.

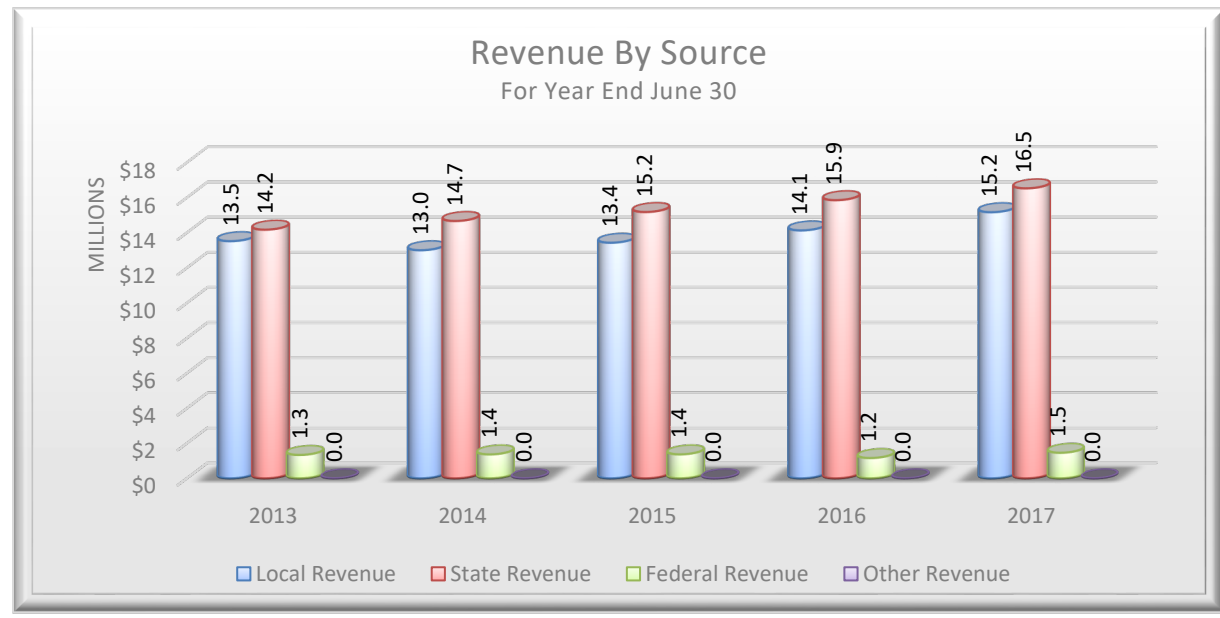
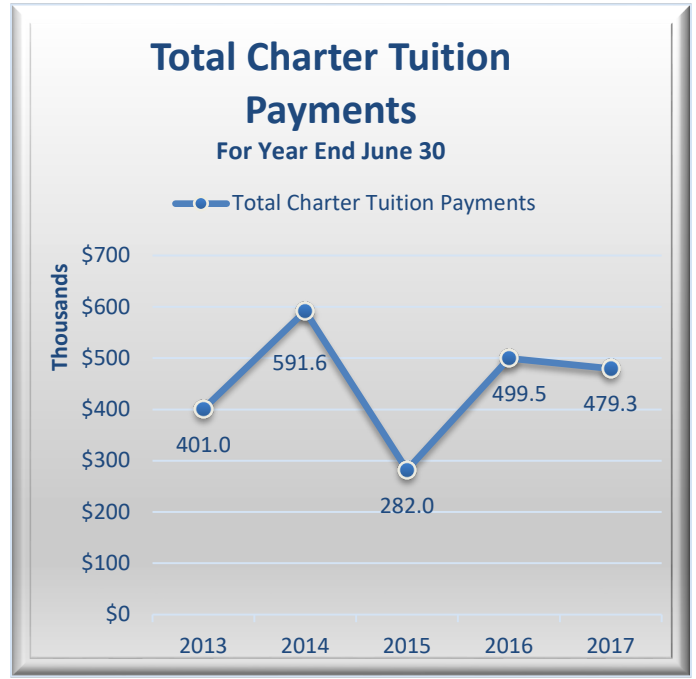
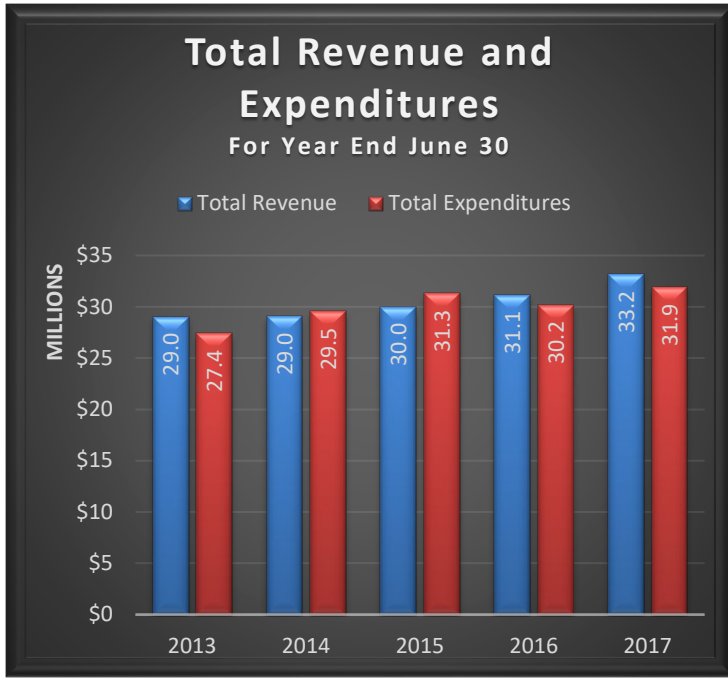


Note: General Fund Balance is comprised of the District’s Committed, Assigned and Unassigned Fund Balances.



Note: Total Debt is comprised of Short-Term Borrowing, General Obligation Bonds, Authority Building Obligations, Other Long-Term Debt, Other Post-Employment Benefits, Compensated Absences and Net Pension Liability.

Financial Information Continued



Academic Information

The graphs on the following pages present School Performance Profile (SPP) scores, Pennsylvania System of School Assessment (PSSA) scores, Keystone Exam results, and 4-Year Cohort Graduation Rates for the District obtained from the PDE's data files for the 2014-15, 2015-16 and 2016-17 school years.¹ These scores are provided in the District's audit report for **informational purposes only**, and they were not audited by our Department. Please note that if one of the District's schools did not receive a score in a particular category and year presented below, the school will not be listed in the corresponding graph.² Finally, benchmarks noted in the following graphs represent the statewide average of all public school buildings in the Commonwealth that received a score in the category and year noted.³

What is a SPP score?

A SPP score serves as a benchmark for schools to reflect on successes, achievements, and yearly growth. The PDE issues a SPP score using a 0-100 scale for all school buildings in the Commonwealth annually, which is calculated based on standardized testing (i.e., PSSA and Keystone exam scores), student improvement, advance course offerings, and attendance and graduation rates. Generally speaking, a SPP score of 70 or above is considered to be a passing rate.

The PDE started issuing a SPP score for all public school buildings beginning with the 2012-13 school year. For the 2014-15 school year, the PDE only issued SPP scores for high schools taking the Keystone Exams as scores for elementary and middle schools were put on hold due to changes with PSSA testing.⁴ The PDE resumed issuing a SPP score for all schools for the 2015-16 school year.

What is the Keystone Exam?

The Keystone Exam measures student proficiency at the end of specific courses, such as Algebra I, Literature, and Biology. The Keystone Exam was intended to be a graduation requirement starting with the class of 2017, but that requirement has been put on hold until the 2020-21 school year.⁵ In the meantime, the exam is still given as a standardized assessment and results are included in the calculation of SPP scores. The Keystone Exam is scored using the same four performance levels as the PSSAs, and the goal is to score Proficient or Advanced for each course requiring the test.

¹ The PDE is the sole source of academic data presented in this report. All academic data was obtained from the PDE's publically available website.

² The PDE's data does not provide any further information regarding the reason a score was not published for a specific school. However, readers can refer to the PDE's website for general information regarding the issuance of academic scores.

³ Statewide averages were calculated by our Department based on individual school building scores for all public schools in the Commonwealth, including district schools, charters schools, and cyber charter schools.

⁴ According to the PDE, SPP scores for elementary and middle schools were put on hold for the 2014-15 school year due to the state's major overhaul of the PSSA exams to align with PA Core standards and an unprecedented drop in public schools' PSSA scores that year. Since PSSA scores are an important factor in the SPP calculation, the state decided not to use PSSA scores to calculate a SPP score for elementary and middle schools for the 2014-15 school year. Only high schools using the Keystone Exam as the standardized testing component received a SPP score.

⁵ Act 39 of 2018, effective July 1, 2018, amended the Public School Code to further delay the use of Keystone Exams as a graduation requirement for an additional year until the 2020-21 school year. *See* 24 P.S. § 1-121(b)(1).

What is the PSSA?

The PSSA is an annual, standardized test given across the Commonwealth to students in grades 3 through 8 in core subject areas, including English and Math. The PSSAs help Pennsylvania meet federal and state requirements and inform instructional practices, as well as provide educators, stakeholders, and policymakers with important information about the state's students and schools.

The 2014-15 school year marked the first year that PSSA testing was aligned to the more rigorous PA Core Standards.⁶ The state uses a grading system with scoring ranges that place an individual student's performance into one of four performance levels: Below Basic, Basic, Proficient, and Advanced. The state's goal is for students to score Proficient or Advanced on the exam in each subject area.

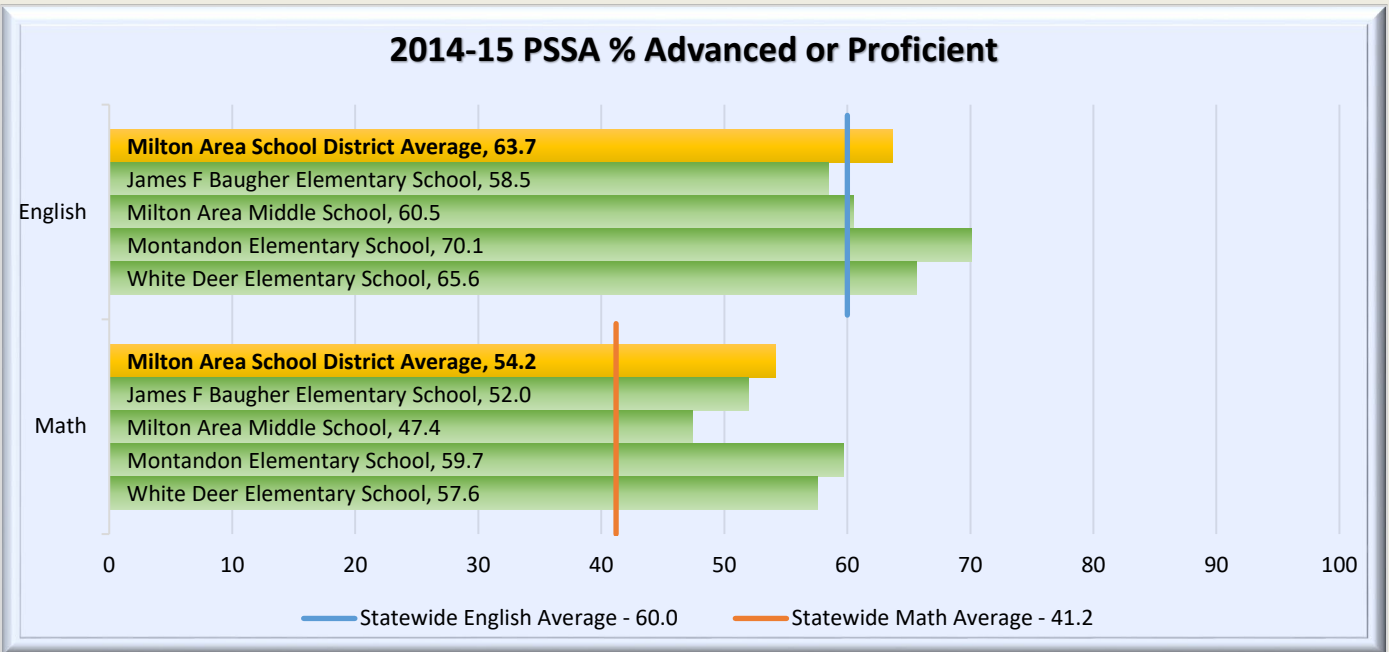
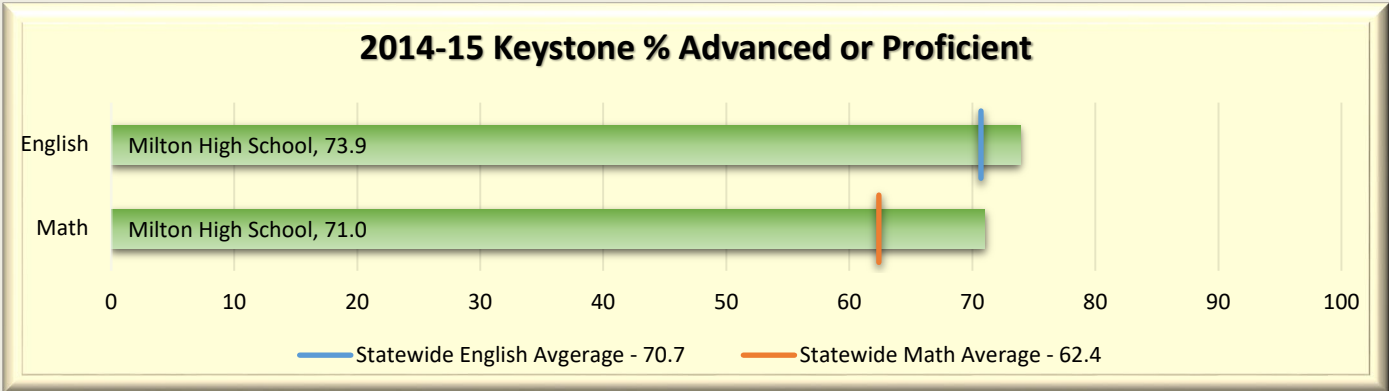
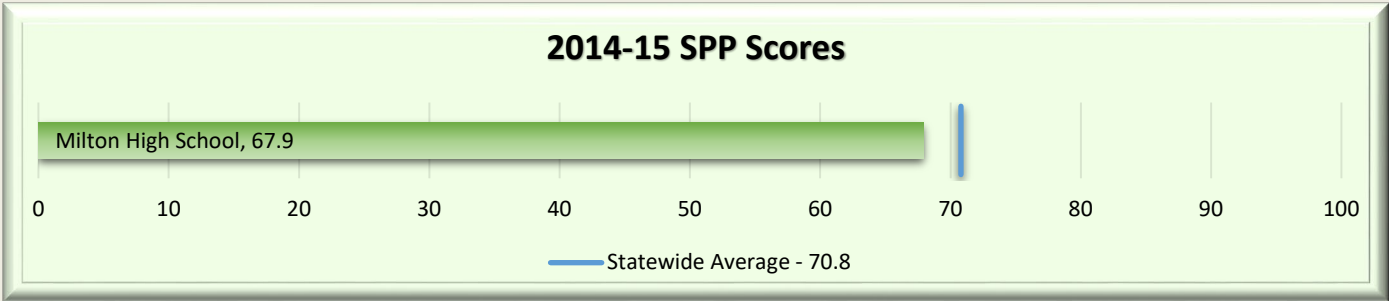
What is a 4-Year Cohort Graduation Rate?

The PDE collects enrollment and graduate data for all Pennsylvania public schools, which is used to calculate graduation rates. Cohort graduation rates are a calculation of the percentage of students who have graduated with a regular high school diploma within a designated number of years since the student first entered high school. The rate is determined for a cohort of students who have all entered high school for the first time during the same school year. Data specific to the 4-year cohort graduation rate is presented in the graph.⁷

⁶ The PDE has determined that PSSA scores issued beginning with the 2014-15 school year and after are not comparable to prior years due to restructuring of the exam.

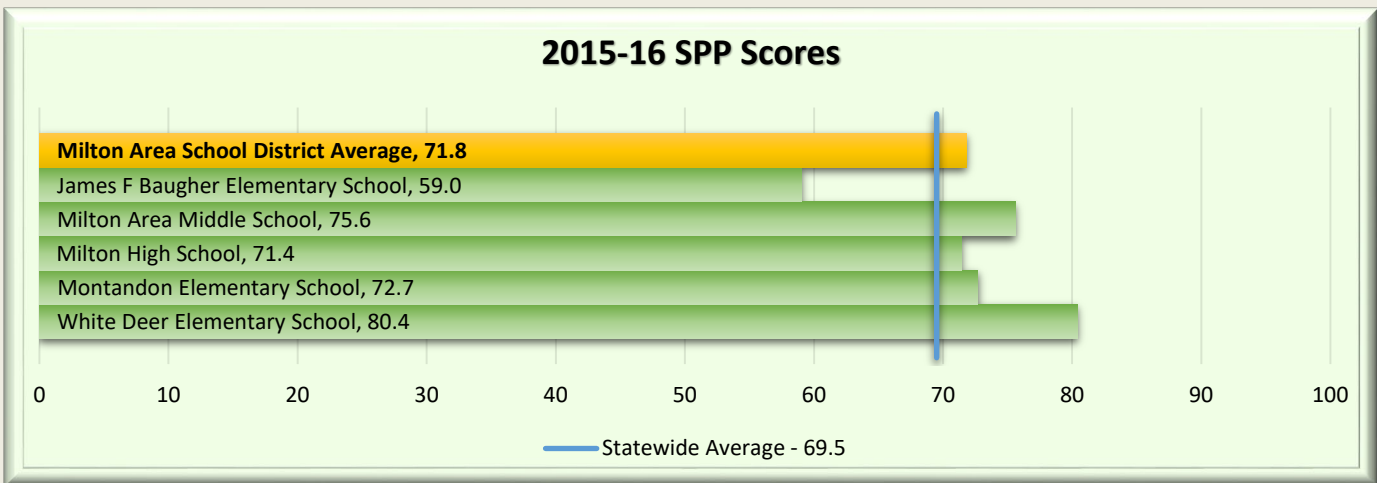
⁷ The PDE also calculates 5-year and 6-year cohort graduation rates. Please visit the PDE's website for additional information: <http://www.education.pa.gov/Data-and-Statistics/Pages/Cohort-Graduation-Rate-.aspx>.

2014-15 Academic Data
School Scores Compared to Statewide Averages

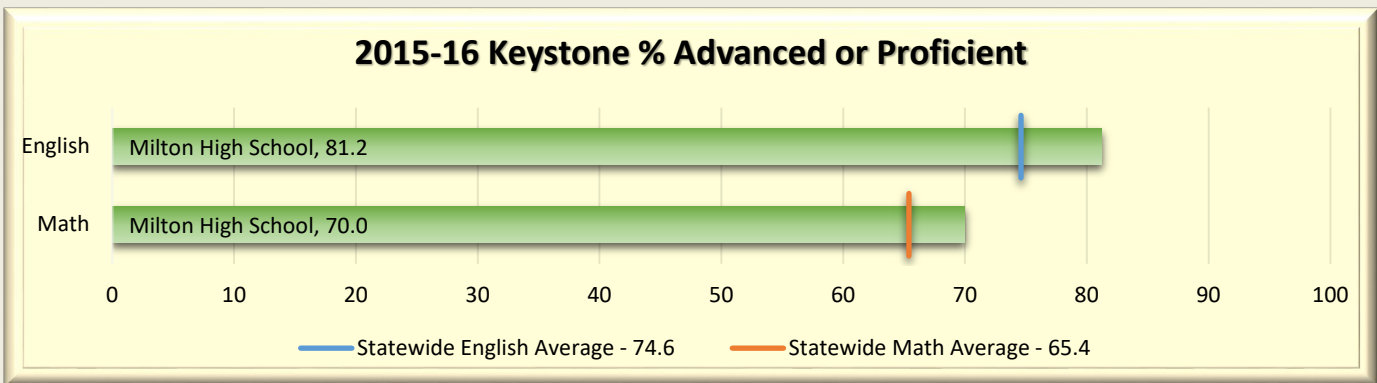


2015-16 Academic Data
School Scores Compared to Statewide Averages

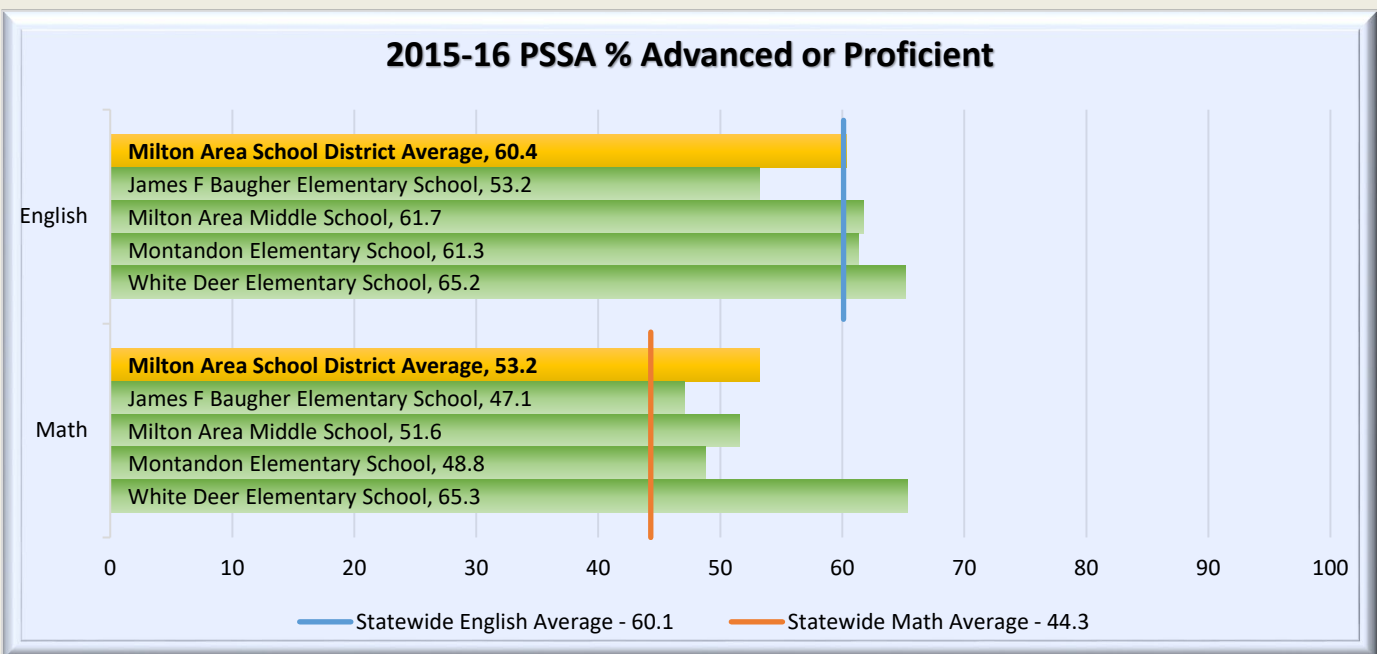
2015-16 SPP Scores



2015-16 Keystone % Advanced or Proficient

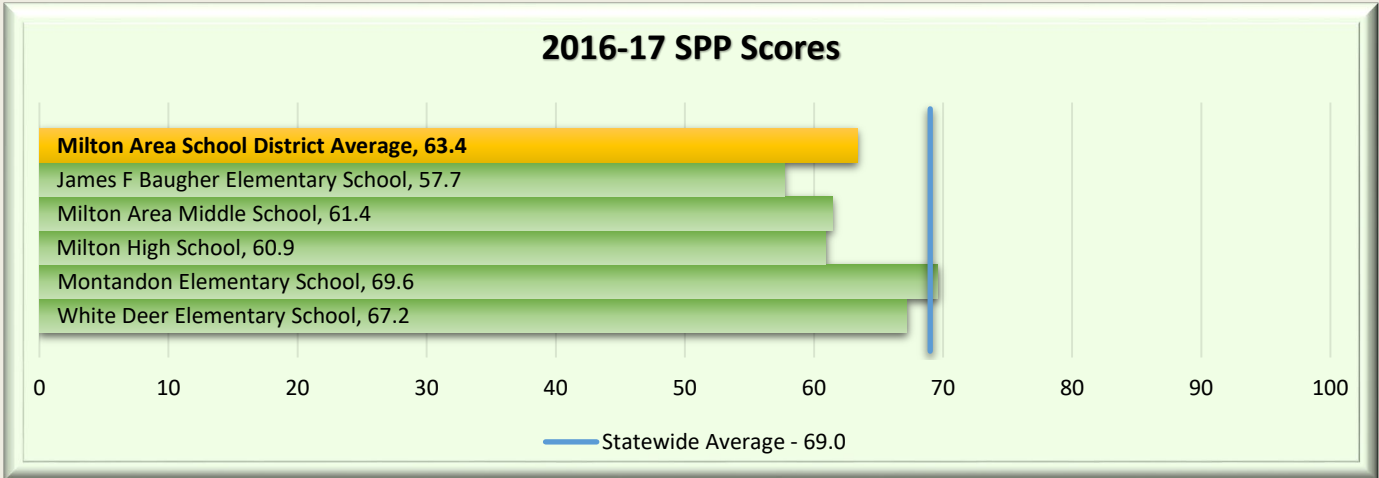


2015-16 PSSA % Advanced or Proficient

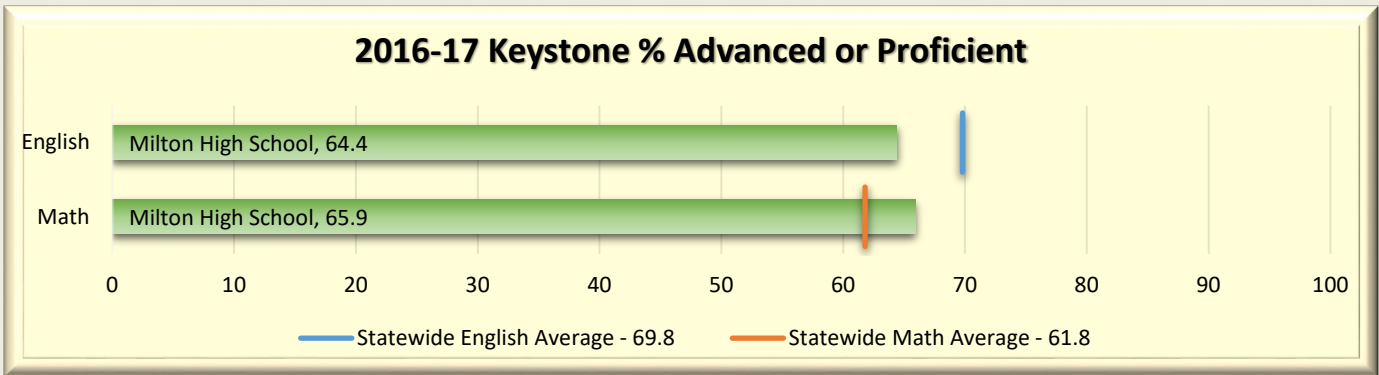


2016-17 Academic Data
School Scores Compared to Statewide Averages

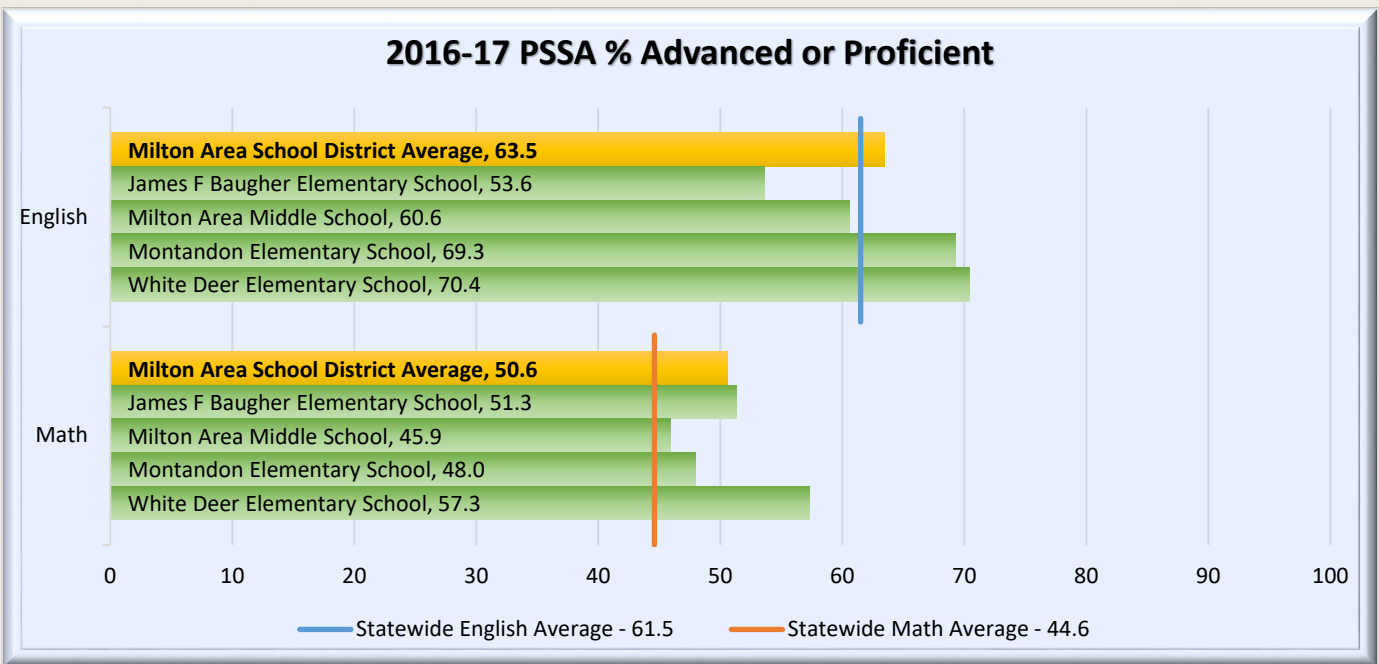
2016-17 SPP Scores



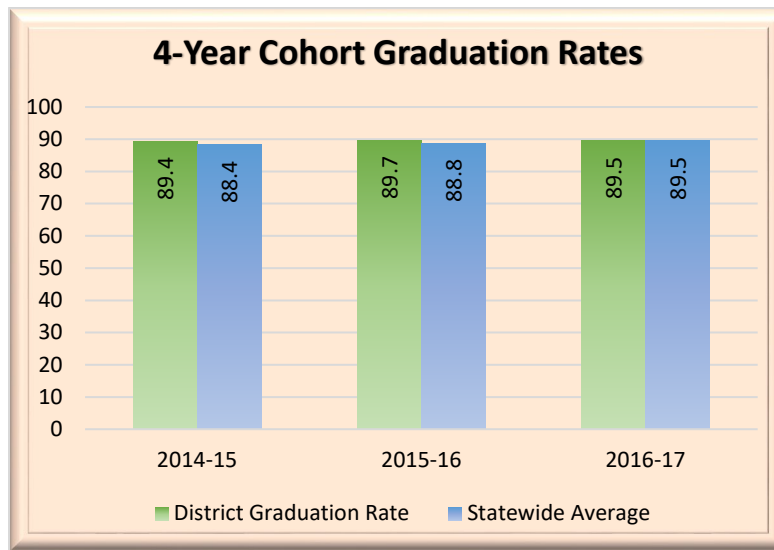
2016-17 Keystone % Advanced or Proficient



2016-17 PSSA % Advanced or Proficient



Graduation Data
District Graduation Rates Compared to Statewide Averages



Finding(s)

For the audited period, our audit of the Milton Area School District resulted in no findings.

Status of Prior Audit Findings and Observations

Our prior audit of the Milton Area School District resulted in no findings or observations.

Appendix: Audit Scope, Objectives, and Methodology

School performance audits allow the Pennsylvania Department of the Auditor General to determine whether state funds, including school subsidies, are being used according to the purposes and guidelines that govern the use of those funds. Additionally, our audits examine the appropriateness of certain administrative and operational practices at each local education agency (LEA). The results of these audits are shared with LEA management, the Governor, the Pennsylvania Department of Education (PDE), and other concerned entities.

Our audit, conducted under authority of Sections 402 and 403 of The Fiscal Code,⁸ is not a substitute for the local annual financial audit required by the Public School Code of 1949, as amended. We conducted our audit in accordance with *Government Auditing Standards* issued by the Comptroller General of the United States. Those standards require that we plan and perform the audit to obtain sufficient, appropriate evidence to provide a reasonable basis for our findings and conclusions based on our audit objectives. We believe that the evidence obtained provides a reasonable basis for our findings and conclusions based on our audit.

Scope

Overall, our audit covered the period July 1, 2013 through June 30, 2017. In addition, the scope of each individual audit objective is detailed on the next page.

The Milton Area School District's (District) management is responsible for establishing and maintaining effective internal controls to provide reasonable assurance that the District is in compliance with certain relevant state laws, regulations, contracts, and administrative procedures (relevant requirements).⁹ In conducting our audit, we obtained an understanding of the District's internal controls, including any information technology controls, which we consider to be significant within the context of our audit objectives. We assessed whether those controls were properly designed and implemented. Any deficiencies in internal controls that were identified during the conduct of our audit and determined to be significant within the context of our audit objectives are included in this report.

⁸ 72 P.S. §§ 402 and 403.

⁹ Internal controls are processes designed by management to provide reasonable assurance of achieving objectives in areas such as: effectiveness and efficiency of operations; relevance and reliability of operational and financial information; and compliance with certain relevant state laws, regulations, contracts, and administrative procedures.

Objectives/Methodology

In order to properly plan our audit and to guide us in selecting objectives, we reviewed pertinent laws and regulations, board meeting minutes, academic performance data, annual financial reports, annual budgets, new or amended policies and procedures, and the independent audit report of the District's basic financial statements for the fiscal years July 1, 2013 through June 30, 2017. We also determined if the District had key personnel or software vendor changes since the prior audit.

Performance audits draw conclusions based on an evaluation of sufficient, appropriate evidence. Evidence is measured against criteria, such as laws, regulations, third-party studies, and best business practices. Our audit focused on the District's efficiency and effectiveness in the following areas:

- ✓ Bus Driver Requirements
- ✓ Nonresident Student Membership Data
- ✓ School Safety

As we conducted our audit procedures, we sought to determine answers to the following questions, which served as our audit objectives:

- ✓ Did the District ensure that bus drivers transporting District students had the required driver's license, physical exam, training, background checks, and clearances as outlined in applicable laws?¹⁰ Also, did the District have written policies and procedures governing the hiring of new bus drivers that would, when followed, provide reasonable assurance of compliance with applicable laws?
 - To address this objective, we randomly selected 10 of the 82 bus drivers transporting District students as of September 28, 2018.¹¹ We reviewed documentation to ensure the District complied with the requirements for bus drivers. We also determined if the District had written policies and procedures governing the hiring of bus drivers and if those procedures ensure compliance with bus driver hiring requirements. Our review of this objective did not disclose any reportable issues.
- ✓ Did the District accurately report nonresident students to the PDE? Was the District accurately reimbursed for educating these nonresident students?¹²
 - To address this objective, we reviewed all 82 nonresident students reported by the District to the PDE as educated during the 2013-14 and 2014-15 school years.¹³

¹⁰ 24 P.S. § 1-111, 23 Pa.C.S. § 6344(a.1), 24 P.S. § 2070.1a *et seq.*, 75 Pa.C.S. §§ 1508.1 and 1509, and 22 *Pa. Code Chapter 8*.

¹¹ While representative selection is a required factor of audit sampling methodologies, audit sampling methodology was not applied to achieve this test objective; accordingly, the results of this audit procedure are not, and should not be, projected to population.

¹² See 24 P.S. §§ 13-1301, 13-1302, 13-1305, 13-1306; 22 *Pa. Code Chapter 11*.

¹³ All 82 students were foster students and students defined by the PDE as wards of the Commonwealth.

We obtained documentation to verify that the custodial parent or guardian was not a resident of the District and that the custodial parent or guardian received a stipend for caring for the student. The student listings were compared to the total days reported on the Membership Summary and Instructional Time Membership Report to ensure that the District received correct reimbursement for these students. Our review of this objective did not disclose any reportable issues.

- ✓ Did the District take actions to ensure it provided a safe school environment?¹⁴
 - To address this objective, we reviewed a variety of documentation including, safety plans, fire drill reports, training schedules, anti-bullying policies, and after action reports. In addition, we conducted on-site reviews at two out of the District's four school buildings to assess whether the District had implemented basic safety practices.¹⁵ We conducted on-site reviews at the one physical building that houses the District's high and middle schools, and we conducted an on-site review at the District's elementary school that was physically closest to the high and middle school.¹⁶ Due to the sensitive nature of school safety, the results for our review of this objective area are not described in our audit report. The results of our review of school safety are shared with District officials, the PDE, and other appropriate agencies deemed necessary.

¹⁴ 24 P.S. § 13-1301-A *et seq.*

¹⁵ Basic safety practices evaluated were building security, bullying prevention, visitor procedures, risk and vulnerability assessments, and preparedness.

¹⁶ Audit sampling methodology was not applied to achieve this test objective; accordingly, the results of this audit procedure are not, and should not be, projected to population.

Distribution List

This report was initially distributed to the Superintendent of the District, the Board of School Directors, and the following stakeholders:

The Honorable Tom W. Wolf

Governor
Commonwealth of Pennsylvania
Harrisburg, PA 17120

The Honorable Pedro A. Rivera

Secretary of Education
1010 Harristown Building #2
333 Market Street
Harrisburg, PA 17126

The Honorable Joe Torsella

State Treasurer
Room 129 - Finance Building
Harrisburg, PA 17120

Mrs. Danielle Mariano

Director
Bureau of Budget and Fiscal Management
Pennsylvania Department of Education
4th Floor, 333 Market Street
Harrisburg, PA 17126

Dr. David Wazeter

Research Manager
Pennsylvania State Education Association
400 North Third Street - Box 1724
Harrisburg, PA 17105

Mr. Nathan Mains

Executive Director
Pennsylvania School Boards Association
400 Bent Creek Boulevard
Mechanicsburg, PA 17050

This report is a matter of public record and is available online at www.PaAuditor.gov. Media questions about the report can be directed to the Pennsylvania Department of the Auditor General, Office of Communications, 229 Finance Building, Harrisburg, PA 17120; via email to: News@PaAuditor.gov.