

LIMITED PROCEDURES ENGAGEMENT

West York Area School District York County, Pennsylvania

October 2017



Commonwealth of Pennsylvania
Department of the Auditor General

Eugene A. DePasquale • Auditor General



Commonwealth of Pennsylvania
Department of the Auditor General
Harrisburg, PA 17120-0018
Facebook: Pennsylvania Auditor General
Twitter: @PAAuditorGen
www.PaAuditor.gov

EUGENE A. DePASQUALE
AUDITOR GENERAL

Dr. Patricia B. Sanker
Acting Superintendent
West York Area School District
2605 West Market Street
York, Pennsylvania 17404

Mr. Rodney E. Drawbaugh
Board President
West York Area School District
2605 West Market Street
York, Pennsylvania 17404

Dear Dr. Sanker and Mr. Drawbaugh:

We conducted a Limited Procedures Engagement (LPE) of the West York Area School District (District) to determine its compliance with certain relevant state laws, regulations, policies, and administrative procedures (relevant requirements). The LPE covers the period July 1, 2012, through June 30, 2016, except for any areas of compliance that may have required an alternative to this period. The engagement was conducted pursuant to authority derived from Article VIII, Section 10 of the Constitution of the Commonwealth of Pennsylvania and The Fiscal Code (72 P.S. §§ 402 and 403), but was not conducted in accordance with *Government Auditing Standards* issued by the Comptroller General of the United States.

As we conducted our LPE procedures, we sought to determine answers to the following questions, which serve as our LPE objectives:

- Did the District have documented board policies and administrative procedures related to the following?
 - Internal controls
 - Budgeting practices
 - The Right-to-Know Law
 - The Sunshine Act
- Were the policies and procedures adequate and appropriate, and have they been properly implemented?
- Did the District comply with the relevant requirements in the Right-to-Know Law and the Sunshine Act?
- Did the District take appropriate corrective action to address the finding made in our prior audit, and were the actions taken into effect?

Dr. Patricia B. Sanker
Mr. Rodney E. Drawbaugh
Page 2

Our engagement found that the District properly implemented policies and procedures for the areas mentioned above and complied, in all significant respects, with relevant requirements.

We appreciate the District's cooperation during the conduct of the engagement.

Sincerely,

A handwritten signature in black ink, appearing to read "Eugene A. DePasquale". The signature is fluid and cursive, with a long horizontal stroke extending to the right.

Eugene A. DePasquale
Auditor General

October 16, 2017

cc: **WEST YORK AREA SCHOOL DISTRICT** Board of School Directors

Background Information

School Characteristics 2015-16 School Year ^A	
County	York
Total Square Miles	20.5
Resident Population ^B	23,511
Number of School Buildings	5 ¹
Total Teachers	207
Total Full or Part-Time Support Staff	137
Total Administrators	16
Total Enrollment for Most Recent School Year	3,320
Intermediate Unit Number	12
District Vo-Tech School	York Co. School of Technology

A - Source: Information provided by the District administration and is unaudited.

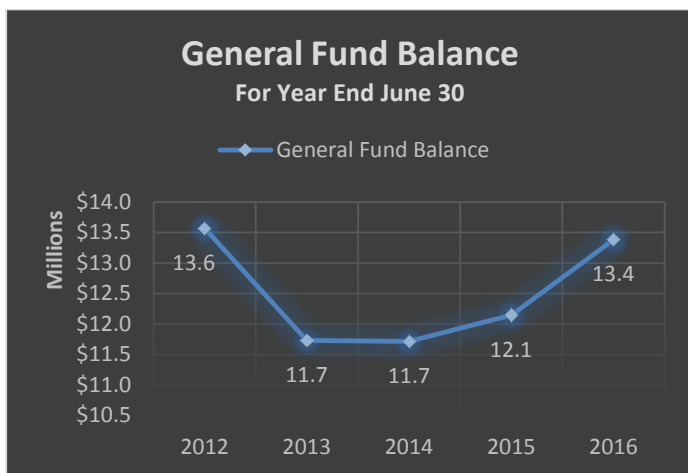
B - Source: United States Census
<http://www.census.gov/2010census>.

Mission Statement^A

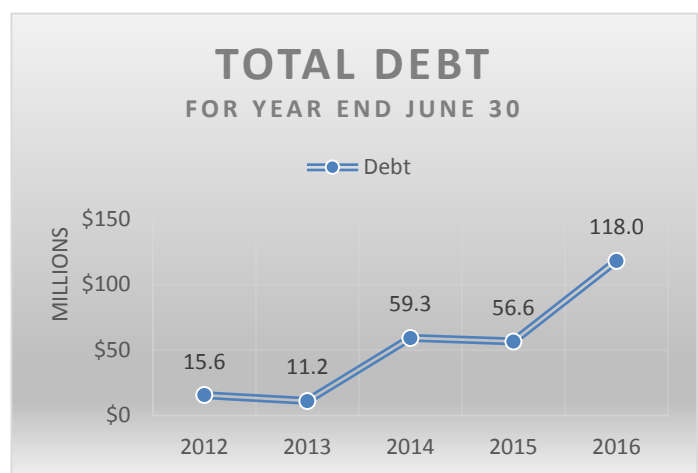
Open minds through educational excellence.

Financial Information

The following pages contain financial information about the District obtained from annual financial data reported to the Pennsylvania Department of Education (PDE) and available on PDE's public website. This information was not audited and is presented for **informational purposes only**.



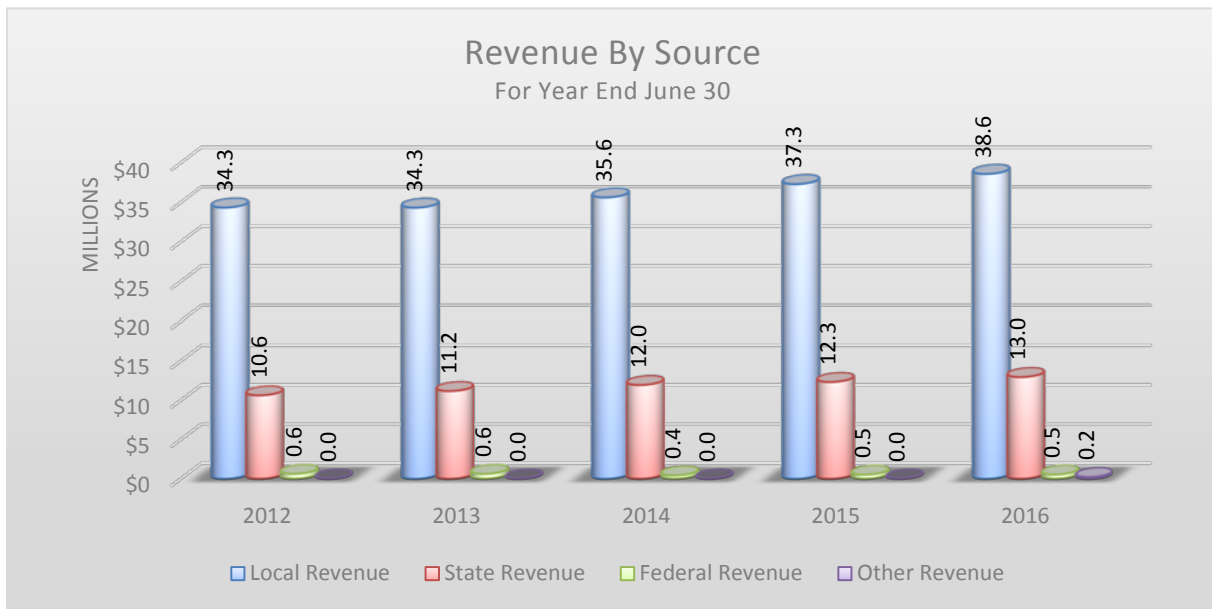
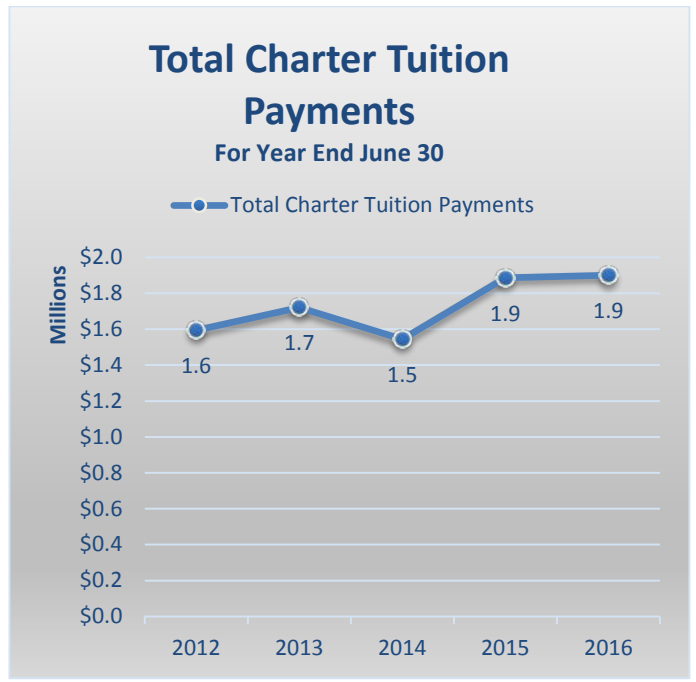
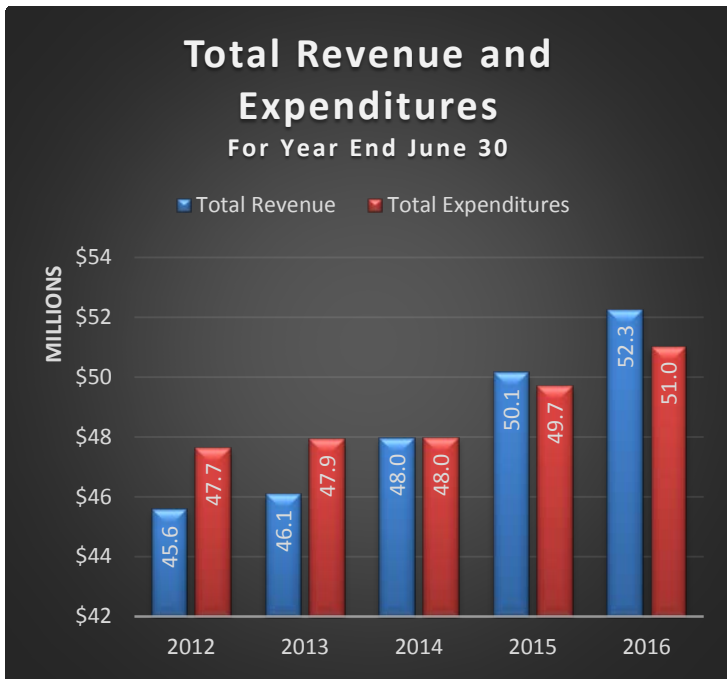
Note: General Fund Balance is comprised of the District's Committed, Assigned and Unassigned Fund Balances.



Note: Total Debt is comprised of Short-Term Borrowing, General Obligation Bonds, Authority Building Obligations, Other Long-Term Debt, Other Post-Employment Benefits and Compensated Absences.

¹ Wallace Elementary School educates students in grades Kindergarten and first grade and is not listed in the Academic Data section below since those grades don't have School Performance Profile or Pennsylvania System of School Assessment scores.

Financial Information Continued



Academic Information

The graphs on the following pages present School Performance Profile (SPP) scores, Pennsylvania System of School Assessment (PSSA), Keystone Exam results, and 4-Year Cohort Graduation Rates for the District obtained from PDE's data files for the 2014-15 and 2015-16 school years.² These scores are provided in the District's report for **informational purposes only**, and they were not audited by our Department. Please note that if one of the District's schools did not receive a score in a particular category and year presented below, the school will not be listed in the corresponding chart.³ Finally, benchmarks noted in the following graphs represent the statewide average of all public school buildings in the Commonwealth that received a score in the category and year noted.⁴

What is a SPP score?

A SPP score serves as a benchmark for schools to reflect on successes, achievements, and yearly growth. PDE issues a SPP score using a 0-100 scale for all school buildings in the Commonwealth annually, which is calculated based on standardized testing (i.e. PSSA and Keystone exams), student improvement, advance course offerings, and attendance and graduation rates. Generally speaking, a SPP score of 70 or above is considered to be a passing rate.

PDE started issuing a SPP score for all public school buildings beginning with the 2012-13 school year. For the 2014-15 school year, PDE only issued SPP scores for high schools taking the Keystone Exams as scores for elementary and middle schools were put on hold due to changes with PSSA testing.⁵ PDE resumed issuing a SPP score for all schools for the 2015-16 school year.

What is the PSSA?

The PSSA is an annual, standardized test given across the Commonwealth to students in grades 3 through 8 in core subject areas, including English and Math. The PSSAs help Pennsylvania meet federal and state requirements and inform instructional practices, as well as provide educators, stakeholders, and policymakers with important information about the state's students and schools.

² PDE is the sole source of academic data presented in this report. All academic data was obtained from PDE's publically available website.

³ PDE's data does not provide any further information regarding the reason a score was not published for a specific school. However, readers can refer to PDE's website for general information regarding the issuance of academic scores.

⁴ Statewide averages were calculated by our Department based on individual school building scores for all public schools in the Commonwealth, including district schools, charters schools, and cyber charter schools.

⁵ According to PDE, SPP scores for elementary and middle schools were put on hold for the 2014-15 school year due to the state's major overhaul of PSSA exams to align with state Common Core standards and an unprecedented drop in public schools' PSSA scores that year. Since PSSA scores are an important factor in the SPP calculation, the state decided not to use PSSA scores to calculate a SPP score for elementary and middle schools for the 2014-15 school year. Only high schools using the Keystone Exam as the standardized testing component received a SPP score.

The 2014-15 school year marked the first year that PSSA testing was aligned to the more rigorous PA Core Standards.⁶ The state uses a grading system with scoring ranges that place an individual student's performance into one of four performance levels: Below Basic, Basic, Proficient, and Advanced. The state's goal is for students to score Proficient or Advanced on the exam in each subject area.

What is the Keystone Exam?

The Keystone Exam measures student proficiency at the end of specific courses, such as Algebra I, Literature, and Biology. The Keystone Exam was intended to be a graduation requirement starting with the class of 2017, but that requirement has been put on hold until at least 2020. In the meantime, the exam is still given as a standardized assessment and results are included in the calculation of SPP scores. The Keystone Exam is scored using the same four performance levels as the PSSAs, and the goal is to score Proficient or Advanced for each course requiring the test.

What is a 4-Year Cohort Graduation Rate?


PDE collects enrollment and graduate data for all Pennsylvania public schools, which is used to calculate graduation rates. Cohort graduation rates are a calculation of the percentage of students who have graduated with a regular high school diploma within a designated number of years since the student first entered high school. The rate is determined for a cohort of students who have all entered high school for the first time during the same school year. Data specific to the 4-year cohort graduation rate is presented in the graph.⁷

⁶ PDE has determined that PSSA scores issued beginning with the 2014-15 school year and after are not comparable to prior years due to restructuring of the exam. (Also, see footnote 4).

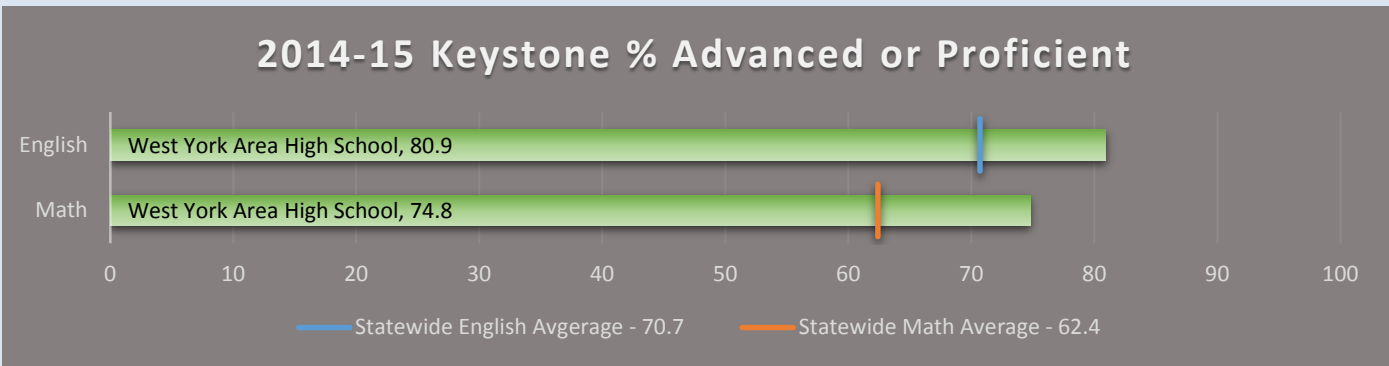
⁷ PDE also calculates 5-year and 6-year cohort graduation rates. Please visit PDE's website for additional information: <http://www.education.pa.gov/Data-and-Statistics/Pages/Cohort-Graduation-Rate-.aspx>.

2014-15 Academic Data
School Scores Compared to Statewide Averages

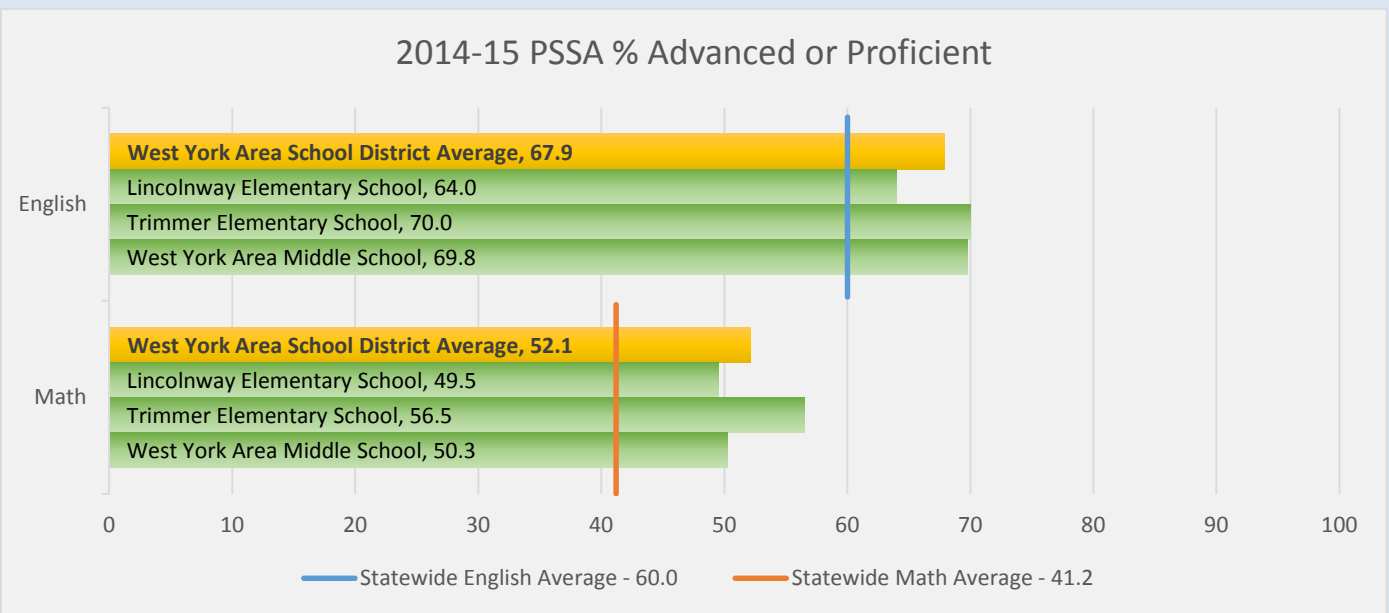
2014-15 SPP Scores



2014-15 Keystone % Advanced or Proficient

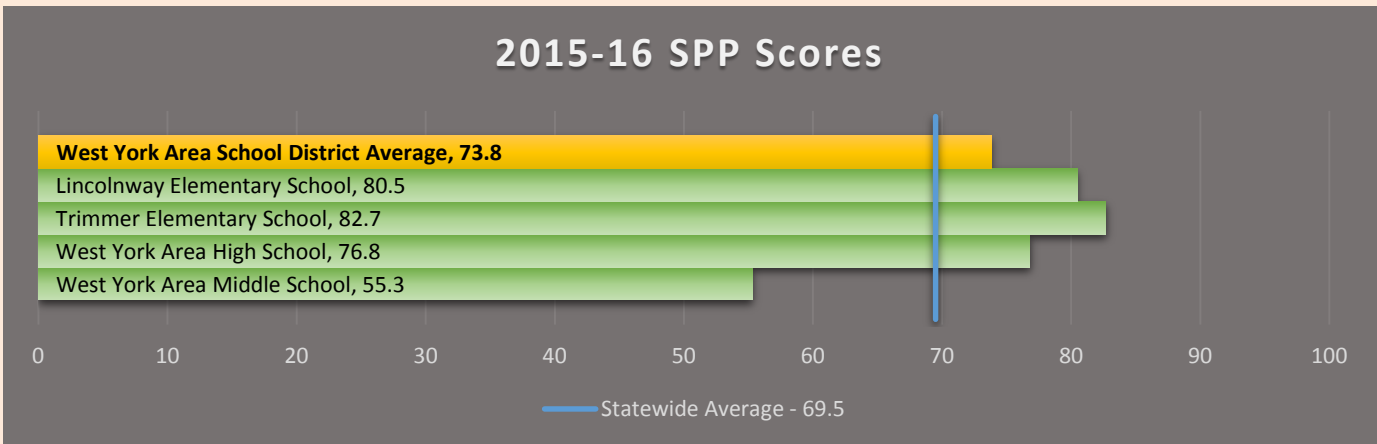


2014-15 PSSA % Advanced or Proficient

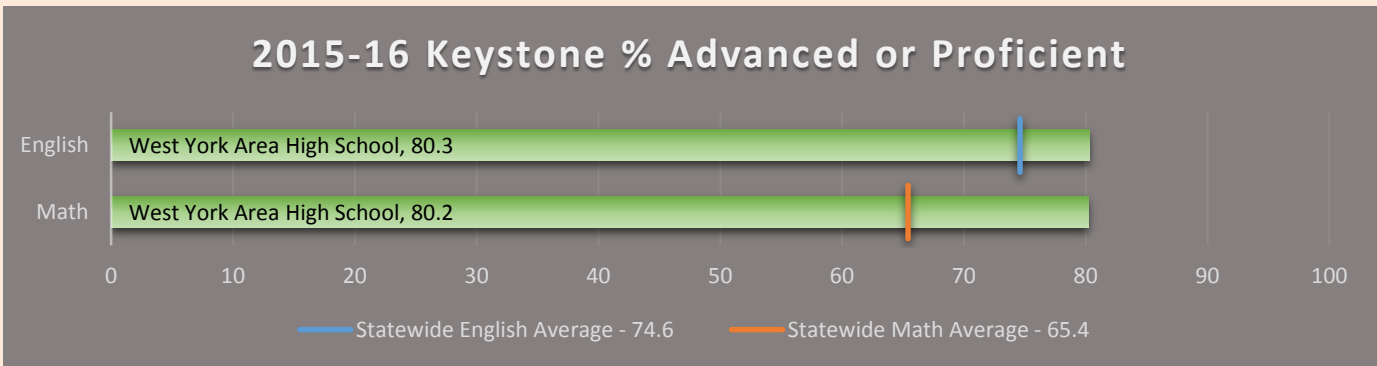


2015-16 Academic Data
School Scores Compared to Statewide Averages

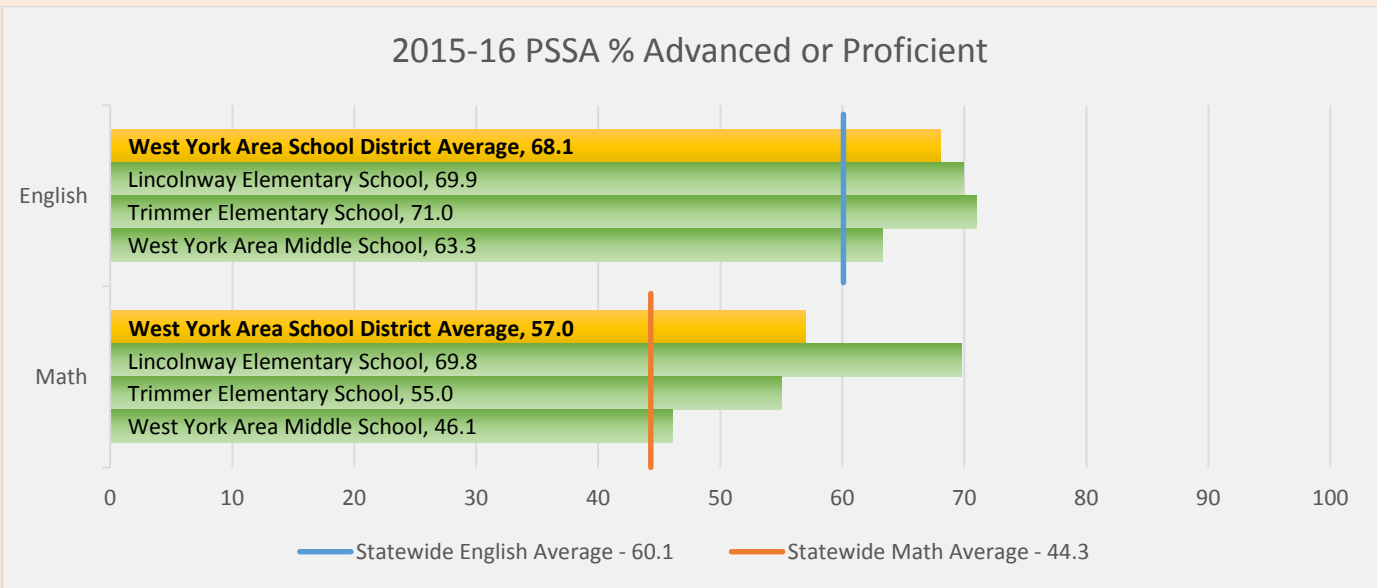
2015-16 SPP Scores



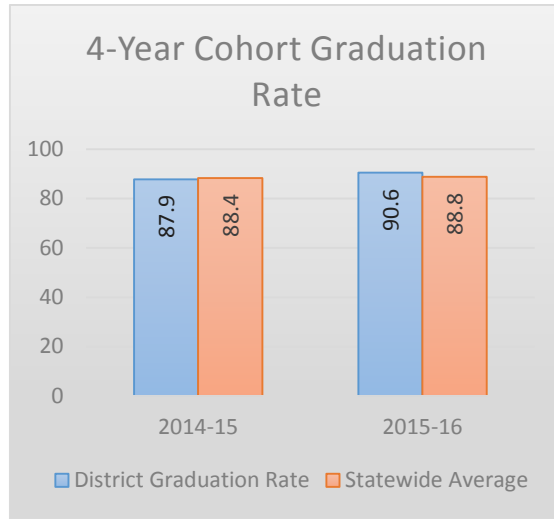
2015-16 Keystone % Advanced or Proficient



2015-16 PSSA % Advanced or Proficient



4-Year Cohort Graduation Rates



Status of Prior Audit Findings and Observations

Our prior audit of the District released on June 19, 2014, resulted in one finding, as shown below. As part of our current engagement, we determined the status of corrective action taken by the District to implement our prior audit recommendations. We reviewed the District's written response provided to PDE, interviewed District personnel, and performed audit procedures as detailed in each status section below.

Auditor General Performance Audit Report Released on June 19, 2014

Prior Finding: **Pupil Transportation Reporting Errors Resulted in an Underpayment of \$151,849**

Prior Finding Summary: During our prior audit of the District's transportation records for the 2010-11 school year, we found errors in mileage and pupil data reported to PDE. The errors resulted in an underpayment of \$151,849 to the District.

Prior Recommendations: We recommended that the District should:

1. Ensure that any mileage data derived from a GPS or other automated system is reconciled with vehicle odometer readings and other back up documentation to verify the accuracy of the mileage data.
2. Continue to verify the accuracy of the District's software calculations for transportation data prior to reporting the data to PDE for reimbursement.
3. Establish a procedure to ensure adjustments needed to be reported to PDE are received and processed by PDE.
4. Review reports for years subsequent to the 2011-12 school year, and if errors are found, submit revisions to PDE.

We also recommended that PDE should:

5. Adjust the District's transportation subsidy for the 2010-11 school year to resolve the underpayment of \$151,849.

Current Status:

During our current review, we found that the District and PDE has implemented our prior audit recommendations.

Mileage data is now manually entered based upon actual odometer readings. GPS mileage information, which proved to be inaccurate, is no longer being used by the District.

The District's business office now has two employees who process transportation data. One employee enters the data into the software for the calculations based upon the route sheets, and the second verifies the accuracy of the calculations generated prior to submission to PDE.

The District has reviewed all school years subsequent to 2010-11 and did not find any transportation reporting errors. We also reviewed the 2012-13 through 2015-16 school years and found that transportation data was reported accurately for those school years. We also found that PDE has resolved the underpayment of \$151,849.

Distribution List

This letter was initially distributed to the Superintendent of the District, the Board of School Directors, and the following stakeholders:

The Honorable Tom W. Wolf

Governor
Commonwealth of Pennsylvania
Harrisburg, PA 17120

The Honorable Pedro A. Rivera

Secretary of Education
1010 Harristown Building #2
333 Market Street
Harrisburg, PA 17126

The Honorable Joe Torsella

State Treasurer
Room 129 - Finance Building
Harrisburg, PA 17120

Mrs. Danielle Mariano

Director
Bureau of Budget and Fiscal Management
Pennsylvania Department of Education
4th Floor, 333 Market Street
Harrisburg, PA 17126

Dr. David Wazeter

Research Manager
Pennsylvania State Education Association
400 North Third Street - Box 1724
Harrisburg, PA 17105

Mr. Nathan Mains

Executive Director
Pennsylvania School Boards Association
400 Bent Creek Boulevard
Mechanicsburg, PA 17050

This letter is a matter of public record and is available online at www.PaAuditor.gov. Media questions about the letter can be directed to the Pennsylvania Department of the Auditor General, Office of Communications, 229 Finance Building, Harrisburg, PA 17120; via email to: News@PaAuditor.gov.