

# LIMITED PROCEDURES ENGAGEMENT

---

## Wyomissing Area School District Berks County, Pennsylvania

---

February 2017



Commonwealth of Pennsylvania  
Department of the Auditor General

Eugene A. DePasquale • Auditor General



Commonwealth of Pennsylvania  
Department of the Auditor General  
Harrisburg, PA 17120-0018  
Facebook: Pennsylvania Auditor General  
Twitter: @PAAuditorGen  
www.PaAuditor.gov

EUGENE A. DePASQUALE  
AUDITOR GENERAL

Mrs. Julia R. Vicente, Superintendent  
Wyomissing Area School District  
630 Evans Avenue  
Wyomissing, Pennsylvania 19610

Mr. Scott Painter, Board President  
Wyomissing Area School District  
630 Evans Avenue  
Wyomissing, Pennsylvania 19610

Dear Mrs. Vicente and Mr. Painter:

We conducted a Limited Procedures Engagement (LPE) of the Wyomissing Area School District (District) to determine its compliance with certain relevant state laws, regulations, policies, and administrative procedures (relevant requirements). The LPE covers the period July 1, 2012, through June 30, 2015, except for any areas of compliance that may have required an alternative to this period. The engagement was conducted pursuant to authority derived from Article VIII, Section 10 of the Constitution of the Commonwealth of Pennsylvania and The Fiscal Code (72 P.S. §§ 402 and 403), but was not conducted in accordance with *Government Auditing Standards* issued by the Comptroller General of the United States.

As we conducted our LPE procedures, we sought to determine answers to the following questions, which serve as our LPE objectives:

- Did the District have documented board policies and administrative procedures related to the following?
  - Internal controls
  - Budgeting practices
  - The Right-to-Know Law
  - The Sunshine Act
- Were the policies and procedures adequate and appropriate, and have they been properly implemented?
- Did the District comply with the relevant requirements in the Right-to-Know Law and the Sunshine Act?
- Did the District take appropriate corrective action to address the finding made in our prior audit, and were the actions taken into effect?

Mrs. Julia R. Vicente  
Mr. Scott Painter  
Page 2

Our engagement found that the District properly implemented policies and procedures for the areas mentioned above and complied, in all significant respects, with relevant requirements.

We appreciate the District's cooperation during the conduct of the engagement.

Sincerely,

A handwritten signature in black ink, appearing to read "Eugene A. DePasquale". The signature is fluid and cursive, with a long horizontal stroke extending to the right.

Eugene A. DePasquale  
Auditor General

January 31, 2017

cc: **WYOMISSING AREA SCHOOL DISTRICT** Board of School Directors

## Background Information

School Characteristics 2015-16 School Year <sup>A</sup>	
County	Berks
<b>Total Square Miles</b>	4
<b>Resident Population<sup>B</sup></b>	12,440
<b>Number of School Buildings</b>	3
<b>Total Teachers</b>	163
<b>Total Full or Part-Time Support Staff</b>	110
<b>Total Administrators</b>	13
<b>Total Enrollment for Most Recent School Year</b>	1,942
<b>Intermediate Unit Number</b>	14
<b>District Vo-Tech School</b>	Berks Career and Technology Center

A - Source: Information provided by the District administration and is unaudited.

B - Source: United States Census  
<http://www.census.gov/2010census>

## Mission Statement<sup>A</sup>

### Our Mission

Inspiring Excellence, One Spartan at a Time!

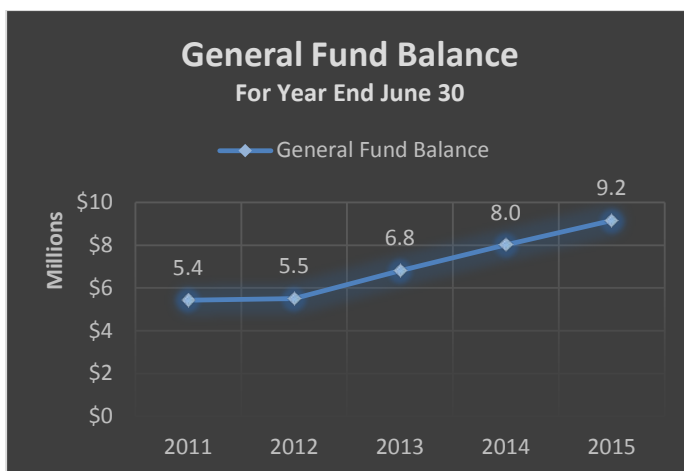
### Our Vision

The Wyomissing Area School District aspires to be the preeminent public educational institution; as we:

- Prepare students to excel in a highly complex global community;
- Offer rigorous academics, cutting-edge technology and enriching extracurricular opportunities;
- Attract and retain the best team of administrators and staff; and
- Create a culture built on respect, trust and integrity.

## Financial Information

The following pages contain financial information about the District obtained from annual financial data reported to the Pennsylvania Department of Education (PDE) and available on PDE's public website. This information was not audited and is presented for **informational purposes only**.

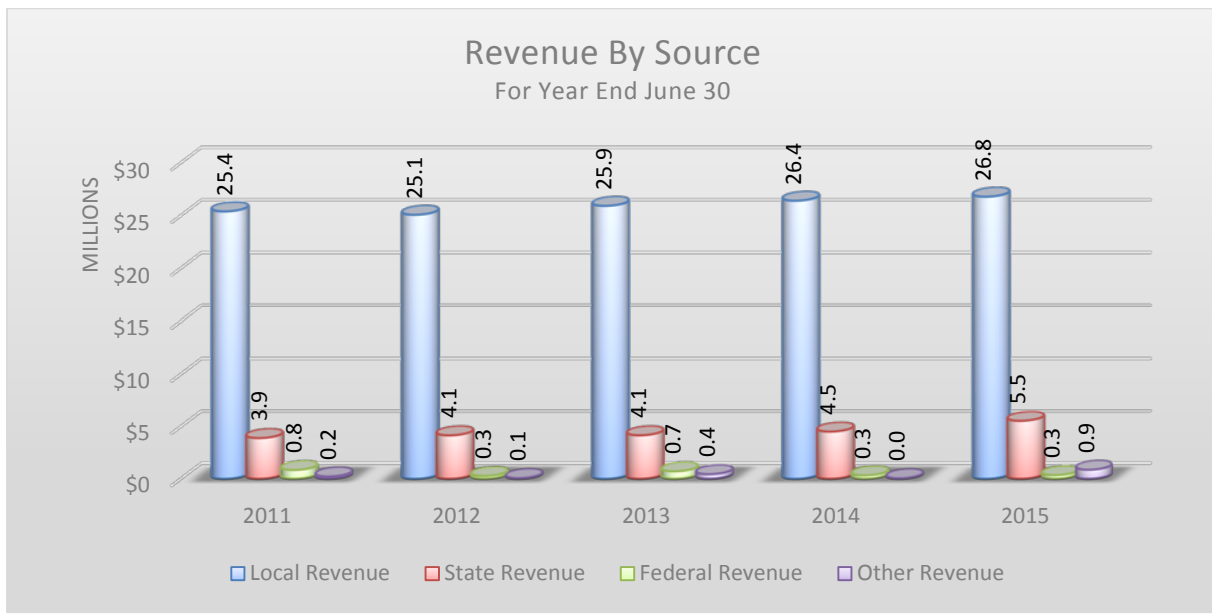
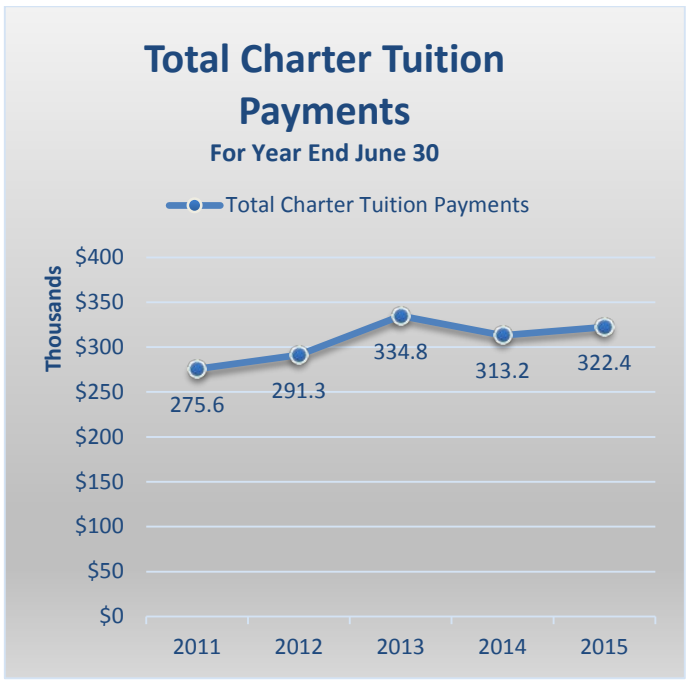
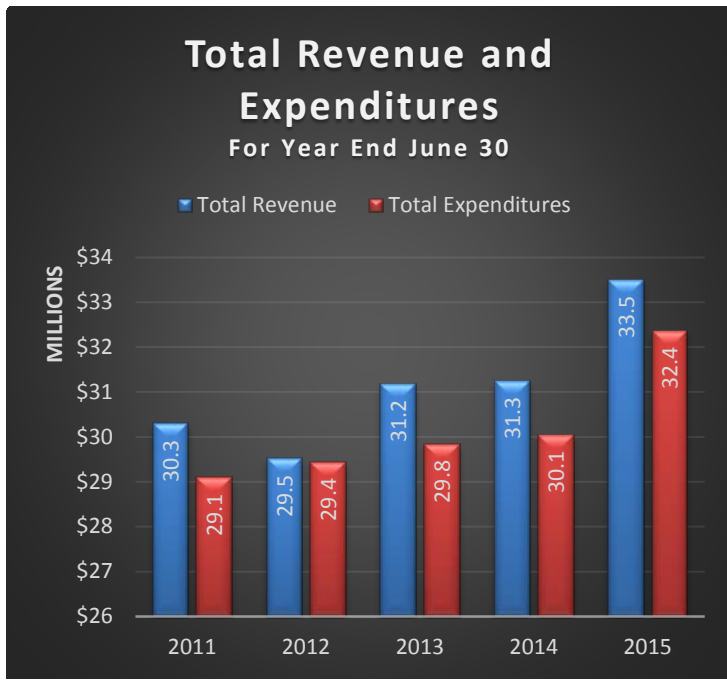


**Note:** General Fund Balance is comprised of the District's Committed, Assigned and Unassigned Fund Balances.



**Note:** Total Debt is comprised of Short-Term Borrowing, General Obligation Bonds, Authority Building Obligations, Other Long-Term Debt, Other Post-Employment Benefits and Compensated Absences.

## Financial Information Continued



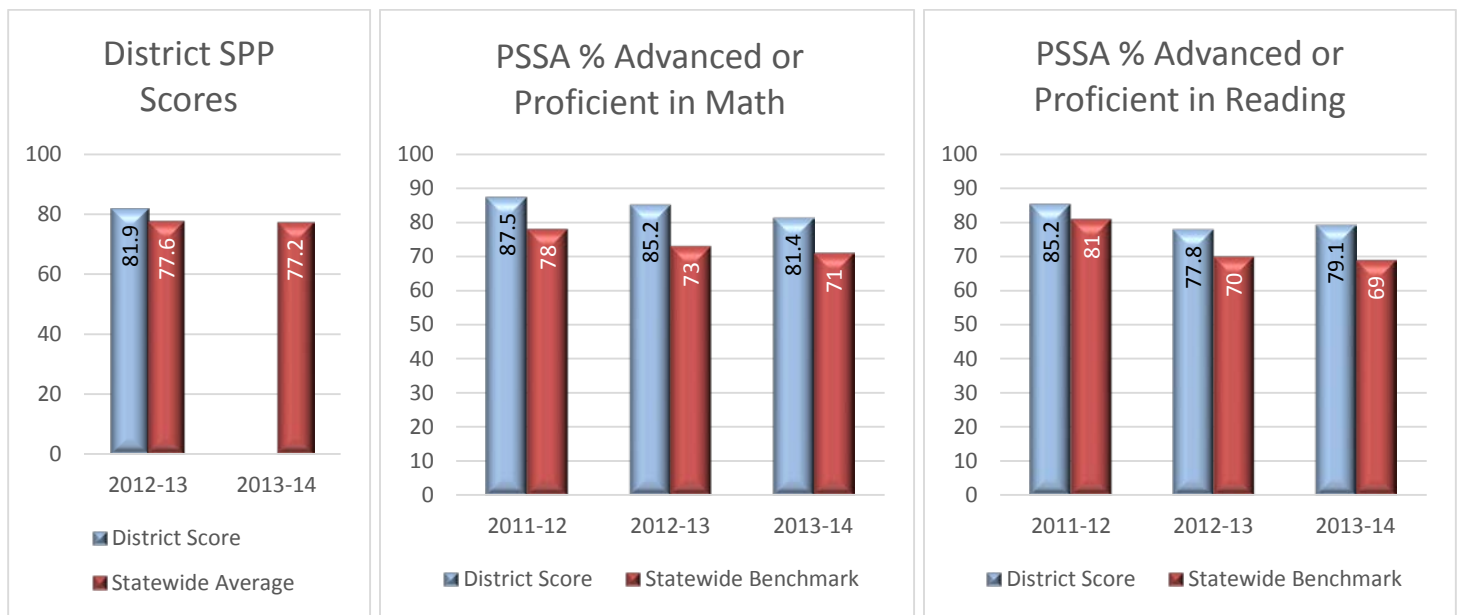
## Academic Information

The following table and charts consist of School Performance Profile (SPP) scores and Pennsylvania System of School Assessment (PSSA) results for the entire District obtained from PDE's data files.<sup>1</sup> These scores are presented in the District's audit report for **informational purposes only**, and they were not audited by our Department.

SPP benchmarks represent the statewide average of all district school buildings in the Commonwealth.<sup>2</sup> PSSA benchmarks and goals are determined by PDE each school year and apply to all public school entities.<sup>3</sup> District SPP and PSSA scores were calculated using an average of all of the individual school buildings within the District. Scores below SPP statewide averages and PSSA benchmarks/goals are presented in red.

### Districtwide SPP and PSSA Scores

District	SPP Scores		PSSA % Advanced or Proficient in Math			PSSA % Advanced or Proficient in Reading		
	2012-13	2013-14	2011-12	2012-13	2013-14	2011-12	2012-13	2013-14
<i>Statewide Benchmark</i>	77.6	77.2	78	73	71	81	70	69
<i>Wyomissing Area SD</i>	81.9	83.8	87.5	85.2	81.4	85.2	77.8	79.1
<i>SPP Grade<sup>4</sup></i>	<b>B</b>	<b>B</b>						



<sup>1</sup> PDE is the sole source of academic data presented in this report. All academic data was obtained from PDE's publically available website.

<sup>2</sup> Statewide averages for SPP scores were calculated based on all district school buildings throughout the Commonwealth, excluding charter and cyber charter schools.

<sup>3</sup> PSSA benchmarks apply to all district school buildings, charters, and cyber charters. In the 2011-12 school year, the state benchmarks reflect the Adequate Yearly Progress targets established under No Child Left Behind. In the 2012-13 and 2013-14 school years, the state benchmarks reflect the statewide goals based on annual measurable objectives established by PDE.

<sup>4</sup> The following letter grades are based on a 0-100 point system: A (90-100), B (80-89), C (70-79), D (60-69), F (59 or below).

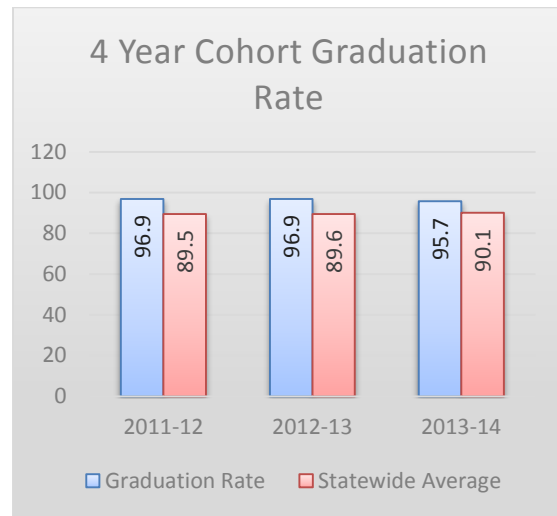
**Individual School Building SPP and PSSA Scores**

The following table consists of SPP scores and PSSA results for each of the District’s school buildings. Any blanks in PSSA data means that PDE did not publish a score for that school for that particular year.<sup>5</sup>

School Name	SPP Scores		PSSA % Advanced or Proficient in Math			PSSA % Advanced or Proficient in Reading		
	2012-13	2013-14	2011-12	2012-13	2013-14	2011-12	2012-13	2013-14
<b>Statewide Benchmark</b>	<b>77.6</b>	<b>77.2</b>	<b>78</b>	<b>73</b>	<b>71</b>	<b>81</b>	<b>70</b>	<b>69</b>
<i>West Reading Elementary Center</i>	<b>83.1</b>	<b>83.1</b>	<b>88.0</b>	<b>86.2</b>	<b>78.4</b>	<b>86.7</b>	<b>70.9</b>	<b>71.5</b>
<i>Wyomissing Area Junior-Senior High School</i>	<b>82.2</b>	<b>81.3</b>	<b>82.0</b>	<b>78.2</b>	<b>76.7</b>	<b>86.9</b>	<b>83.9</b>	<b>81.3</b>
<i>Wyomissing Hills Elementary Center</i>	<b>80.5</b>	<b>86.9</b>	<b>92.6</b>	<b>91.4</b>	<b>89.2</b>	<b>82.0</b>	<b>78.7</b>	<b>84.6</b>

**4 Year Cohort Graduation Rates**

The cohort graduation rates are a calculation of the percentage of students who have graduated with a regular high school diploma within a designated number of years since the student first entered high school. The rate is determined for a cohort of students who have all entered high school for the first time during the same school year.<sup>6</sup>



<sup>5</sup> PDE’s data does not provide any further information regarding the reason a score was not published.

<sup>6</sup> <http://www.education.pa.gov/Data-and-Statistics/Pages/Cohort-Graduation-Rate-.aspx>.

## Status of Prior Audit Findings and Observations

---

Our prior audit of the District released on October 1, 2013, resulted in one finding, as shown below. As part of our current engagement, we determined the status of corrective action taken by the District to implement our prior audit recommendations. We interviewed District personnel and performed audit procedures as detailed in each status section below.

### Auditor General Performance Audit Report Released on October 1, 2013

---

**Prior Finding:** **Pupil Transportation Reporting Errors Resulted in Overpayments of \$22,450**

Prior Finding Summary: Our prior audit of the District's transportation records for the 2008-09 and 2009-10 school years found errors in mileage data reported to PDE in both school years. The errors resulted in overpayments of \$19,325 and \$3,125 for the 2008-09 and 2009-10 school years, respectively.

Prior Recommendations: We recommended that the District should:

1. Develop procedures to ensure that sample averaging calculations are accurate, thus ensuring that the District is reporting the correct data to PDE and receiving the correct reimbursement.
2. Ensure a review of automated calculations is completed prior to submission of data to PDE.
3. Review reports for years subsequent to the 2009-10 school year, and if errors are found, submit revisions to PDE.

We also recommended that PDE should:

4. Recover the overpayments of \$22,450 from the District.

Current Status: During our current audit, we found that the District implemented our prior recommendations. The District established new procedures to ensure the accuracy of sample average calculations and has set up a multi-tier review process prior to the submission of transportation reports to PDE. The District also purchased transportation software that automatically calculates the PDE reimbursement, which should reduce reporting errors. The overpayments identified in the previous audit were recovered by PDE from the District's January 5, 2016 basic education funding payment.



## **Distribution List**

---

This letter was initially distributed to the Superintendent of the District, the Board of School Directors, and the following stakeholders:

**The Honorable Tom W. Wolf**

Governor  
Commonwealth of Pennsylvania  
Harrisburg, PA 17120

**The Honorable Pedro A. Rivera**

Secretary of Education  
1010 Harristown Building #2  
333 Market Street  
Harrisburg, PA 17126

**The Honorable Joe Torsella**

State Treasurer  
Room 129 - Finance Building  
Harrisburg, PA 17120

**Mrs. Danielle Mariano**

Director  
Bureau of Budget and Fiscal Management  
Pennsylvania Department of Education  
4th Floor, 333 Market Street  
Harrisburg, PA 17126

**Dr. David Wazeter**

Research Manager  
Pennsylvania State Education Association  
400 North Third Street - Box 1724  
Harrisburg, PA 17105

**Mr. Nathan Mains**

Executive Director  
Pennsylvania School Boards Association  
400 Bent Creek Boulevard  
Mechanicsburg, PA 17050

This letter is a matter of public record and is available online at [www.PaAuditor.gov](http://www.PaAuditor.gov). Media questions about the letter can be directed to the Pennsylvania Department of the Auditor General, Office of Communications, 229 Finance Building, Harrisburg, PA 17120; via email to: [News@PaAuditor.gov](mailto:News@PaAuditor.gov).