

PERFORMANCE AUDIT

Neshaminy School District Bucks County, Pennsylvania

June 2019



Commonwealth of Pennsylvania
Department of the Auditor General

Eugene A. DePasquale • Auditor General



Commonwealth of Pennsylvania
Department of the Auditor General
Harrisburg, PA 17120-0018
Facebook: Pennsylvania Auditor General
Twitter: @PAAuditorGen
www.PaAuditor.gov

EUGENE A. DePASQUALE
AUDITOR GENERAL

Mr. Joseph Jones III, Superintendent
Neshaminy School District
2250 Langhorne Yardley Road
Langhorne, Pennsylvania 19047

Mr. Marty Sullivan, Board President
Neshaminy School District
2250 Langhorne Yardley Road
Langhorne, Pennsylvania 19047

Dear Mr. Jones and Mr. Sullivan:

We have conducted a performance audit of the Neshaminy School District (District) for the period July 1, 2013 through June 30, 2017, except as otherwise indicated in the audit scope, objective, and methodology section of the report. We evaluated the District's performance in the following areas as further described in the appendix of this report:

- Nonresident Student Data
- Administrator Separations
- Bus Driver Requirements

We also evaluated the application of best practices in the area of school safety. Due to the sensitive nature of this issue and the need for the results of this review to be confidential, we did not include the results in this report. However, we communicated the results of our review of school safety to District officials, the Pennsylvania Department of Education, and other appropriate officials as deemed necessary.

The audit was conducted pursuant to Sections 402 and 403 of The Fiscal Code (72 P.S. §§ 402 and 403), and in accordance with the Government Auditing Standards issued by the Comptroller General of the United States. Those standards require that we plan and perform the audit to obtain sufficient, appropriate evidence to provide a reasonable basis for our findings and conclusions based on our audit objectives. We believe that the evidence obtained provides a reasonable basis for our findings and conclusions based on our audit objectives.

Our audit found that the District performed adequately in the bulleted areas listed above.

Mr. Joseph Jones III
Mr. Marty Sullivan
Page 2

We appreciate the District's cooperation during the course of the audit.

Sincerely,

A handwritten signature in black ink, appearing to read "Eugene A. DePasquale". The signature is fluid and cursive, with a long horizontal stroke extending to the right.

Eugene A. DePasquale
Auditor General

May 30, 2019

cc: **NESHAMINY SCHOOL DISTRICT** Board of School Directors

Table of Contents

	Page
Background Information	1
Finding	12
Status of Prior Audit Findings and Observations	13
Appendix: Audit Scope, Objectives, and Methodology	14
Distribution List	17

Background Information

School Characteristics 2017-18 School Year ^A	
County	Bucks
Total Square Miles	27.6
Number of School Buildings	10 ¹
Total Teachers	615
Total Full or Part-Time Support Staff	419
Total Administrators	34
Total Enrollment for Most Recent School Year	8,840
Intermediate Unit Number	22
District Vo-Tech School	Bucks County Technical HS

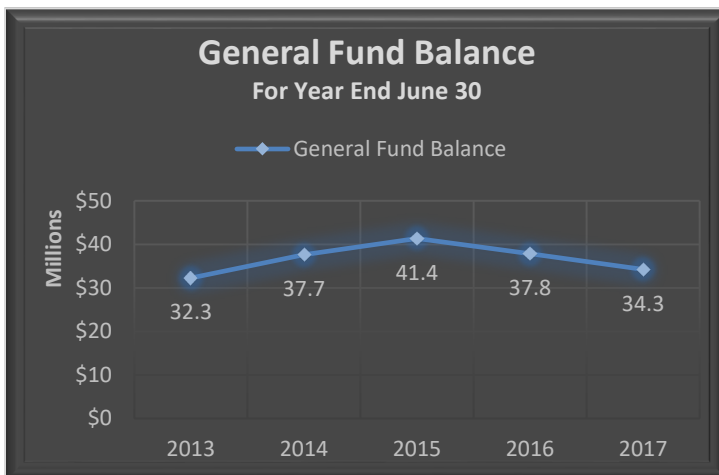
A - Source: Information provided by the District administration and is unaudited.

Mission Statement^A

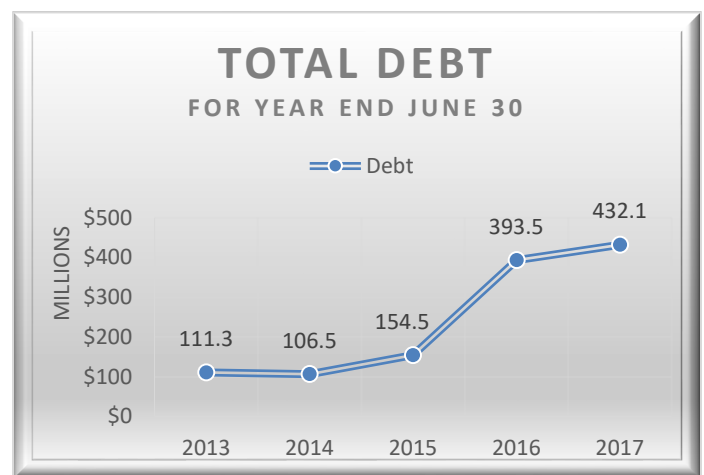
The Neshaminy community builds futures by empowering each child to become a productive citizen and a lifelong learner.

Financial Information

The following pages contain financial information about the Neshaminy School District (District) obtained from annual financial data reported to the Pennsylvania Department of Education (PDE) and available on the PDE's public website. This information was not audited and is presented for **informational purposes only**.



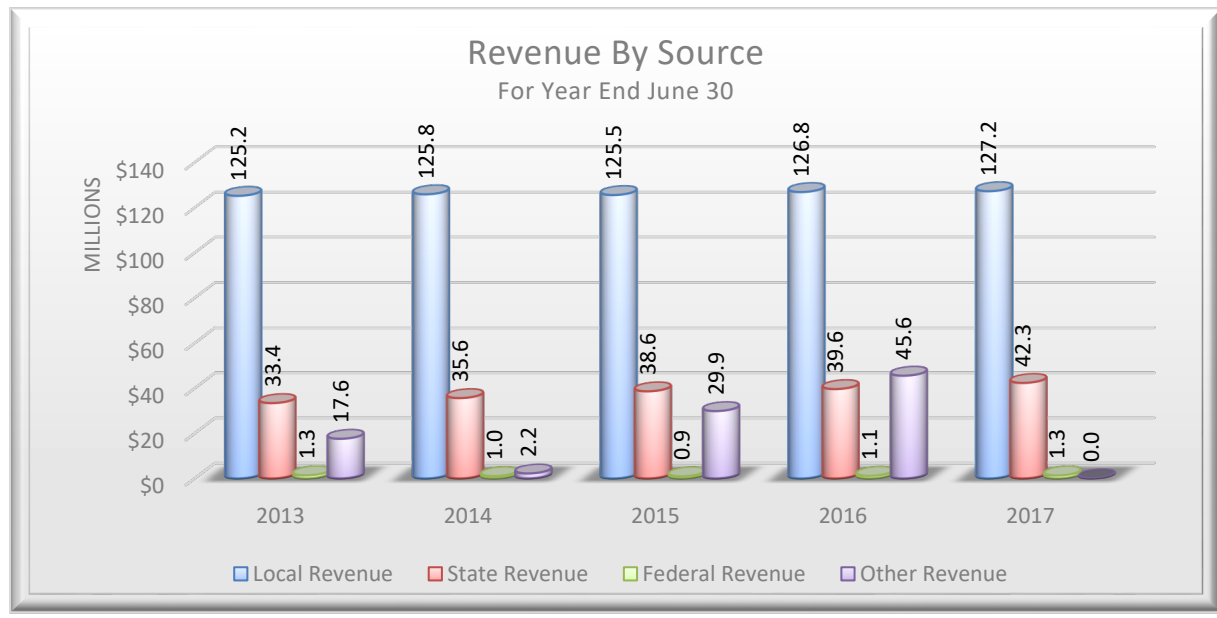
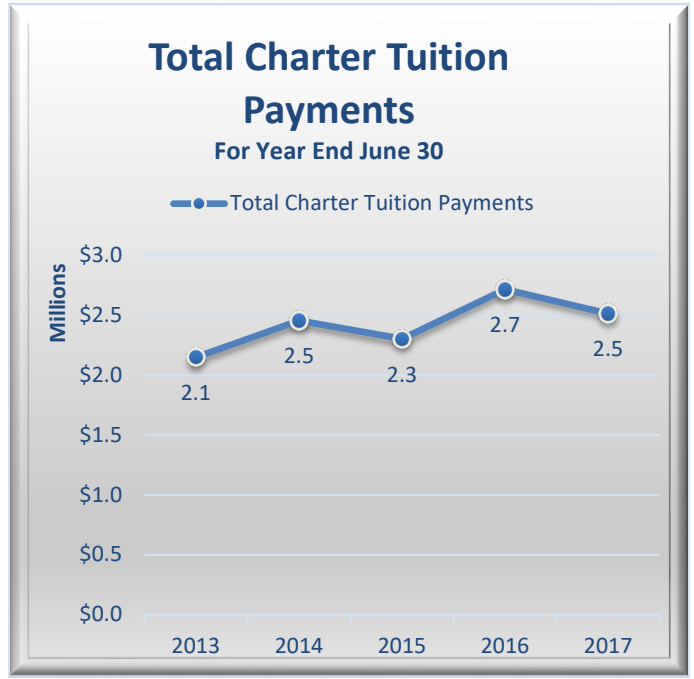
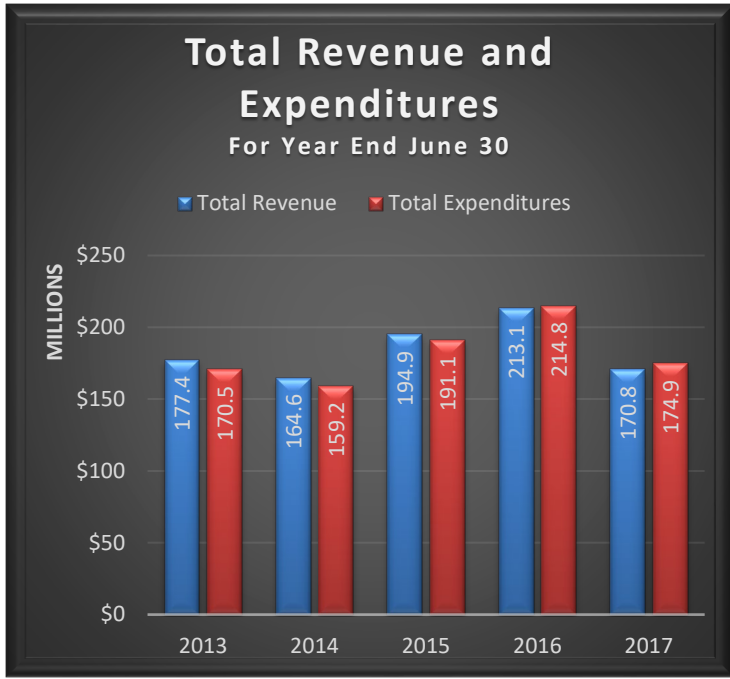
Note: General Fund Balance is comprised of the District's Committed, Assigned and Unassigned Fund Balances.



Note: Total Debt is comprised of Short-Term Borrowing, General Obligation Bonds, Authority Building Obligations, Other Long-Term Debt, Other Post-Employment Benefits, Compensated Absences and Net Pension Liability.

¹ The District closed the Heckman and Lower Southampton Elementary Schools after the 2015-16 school year and opened the Tawanka Elementary School during the 2016-17 school year. Therefore, the academic scores presented in this report are presented for 11 school buildings during the 2015-16 school year and for 9 school buildings during the 2016-17 school year. The District had 10 school buildings as of the 2017-18 school year.

Financial Information Continued



Academic Information

The graphs on the following pages present School Performance Profile (SPP) scores, Pennsylvania System of School Assessment (PSSA) scores, Keystone Exam results, and 4-Year Cohort Graduation Rates for the District obtained from the PDE's data files for the 2014-15, 2015-16 and 2016-17 school years.² These scores are provided in the District's audit report for **informational purposes only**, and they were not audited by our Department. Please note that if one of the District's schools did not receive a score in a particular category and year presented below, the school will not be listed in the corresponding graph.³ Finally, benchmarks noted in the following graphs represent the statewide average of all public school buildings in the Commonwealth that received a score in the category and year noted.⁴

What is a SPP score?

A SPP score serves as a benchmark for schools to reflect on successes, achievements, and yearly growth. The PDE issues a SPP score using a 0-100 scale for all school buildings in the Commonwealth annually, which is calculated based on standardized testing (i.e., PSSA and Keystone exam scores), student improvement, advance course offerings, and attendance and graduation rates. Generally speaking, a SPP score of 70 or above is considered to be a passing rate.

The PDE started issuing a SPP score for all public school buildings beginning with the 2012-13 school year. For the 2014-15 school year, the PDE only issued SPP scores for high schools taking the Keystone Exams as scores for elementary and middle schools were put on hold due to changes with PSSA testing.⁵ The PDE resumed issuing a SPP score for all schools for the 2015-16 school year.

What is the Keystone Exam?

The Keystone Exam measures student proficiency at the end of specific courses, such as Algebra I, Literature, and Biology. The Keystone Exam was intended to be a graduation requirement starting with the class of 2017, but that requirement has been put on hold until the 2020-21 school year.⁶ In the meantime, the exam is still given as a standardized assessment and results are included in the calculation of SPP scores. The Keystone Exam is scored using the same four performance levels as the PSSAs, and the goal is to score Proficient or Advanced for each course requiring the test.

² The PDE is the sole source of academic data presented in this report. All academic data was obtained from the PDE's publically available website.

³ The PDE's data does not provide any further information regarding the reason a score was not published for a specific school. However, readers can refer to the PDE's website for general information regarding the issuance of academic scores.

⁴ Statewide averages were calculated by our Department based on individual school building scores for all public schools in the Commonwealth, including district schools, charters schools, and cyber charter schools.

⁵ According to the PDE, SPP scores for elementary and middle schools were put on hold for the 2014-15 school year due to the state's major overhaul of the PSSA exams to align with PA Core standards and an unprecedented drop in public schools' PSSA scores that year. Since PSSA scores are an important factor in the SPP calculation, the state decided not to use PSSA scores to calculate a SPP score for elementary and middle schools for the 2014-15 school year. Only high schools using the Keystone Exam as the standardized testing component received a SPP score.

⁶ Act 39 of 2018, effective July 1, 2018, amended the Public School Code to further delay the use of Keystone Exams as a graduation requirement for an additional year until the 2020-21 school year. *See* 24 P.S. § 1-121(b)(1).

What is the PSSA?

The PSSA is an annual, standardized test given across the Commonwealth to students in grades 3 through 8 in core subject areas, including English and Math. The PSSAs help Pennsylvania meet federal and state requirements and inform instructional practices, as well as provide educators, stakeholders, and policymakers with important information about the state's students and schools.

The 2014-15 school year marked the first year that PSSA testing was aligned to the more rigorous PA Core Standards.⁷ The state uses a grading system with scoring ranges that place an individual student's performance into one of four performance levels: Below Basic, Basic, Proficient, and Advanced. The state's goal is for students to score Proficient or Advanced on the exam in each subject area.

What is a 4-Year Cohort Graduation Rate?

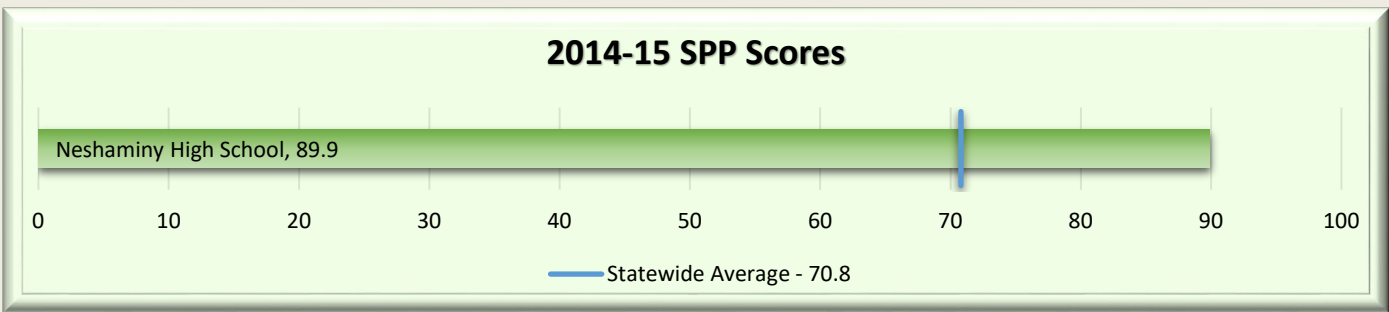
The PDE collects enrollment and graduate data for all Pennsylvania public schools, which is used to calculate graduation rates. Cohort graduation rates are a calculation of the percentage of students who have graduated with a regular high school diploma within a designated number of years since the student first entered high school. The rate is determined for a cohort of students who have all entered high school for the first time during the same school year. Data specific to the 4-year cohort graduation rate is presented in the graph.⁸

⁷ The PDE has determined that PSSA scores issued beginning with the 2014-15 school year and after are not comparable to prior years due to restructuring of the exam.

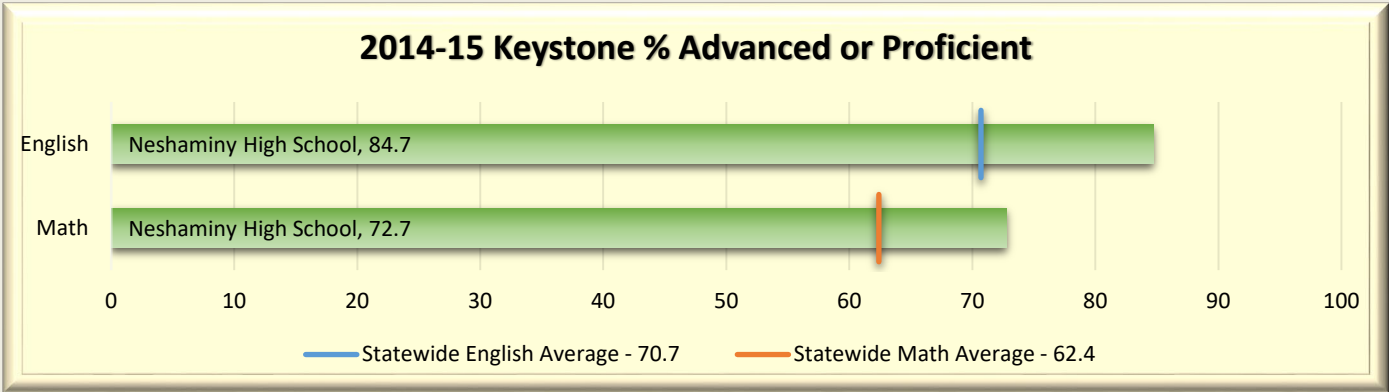
⁸ The PDE also calculates 5-year and 6-year cohort graduation rates. Please visit the PDE's website for additional information: <http://www.education.pa.gov/Data-and-Statistics/Pages/Cohort-Graduation-Rate-.aspx>.

2014-15 Academic Data
School Scores Compared to Statewide Averages

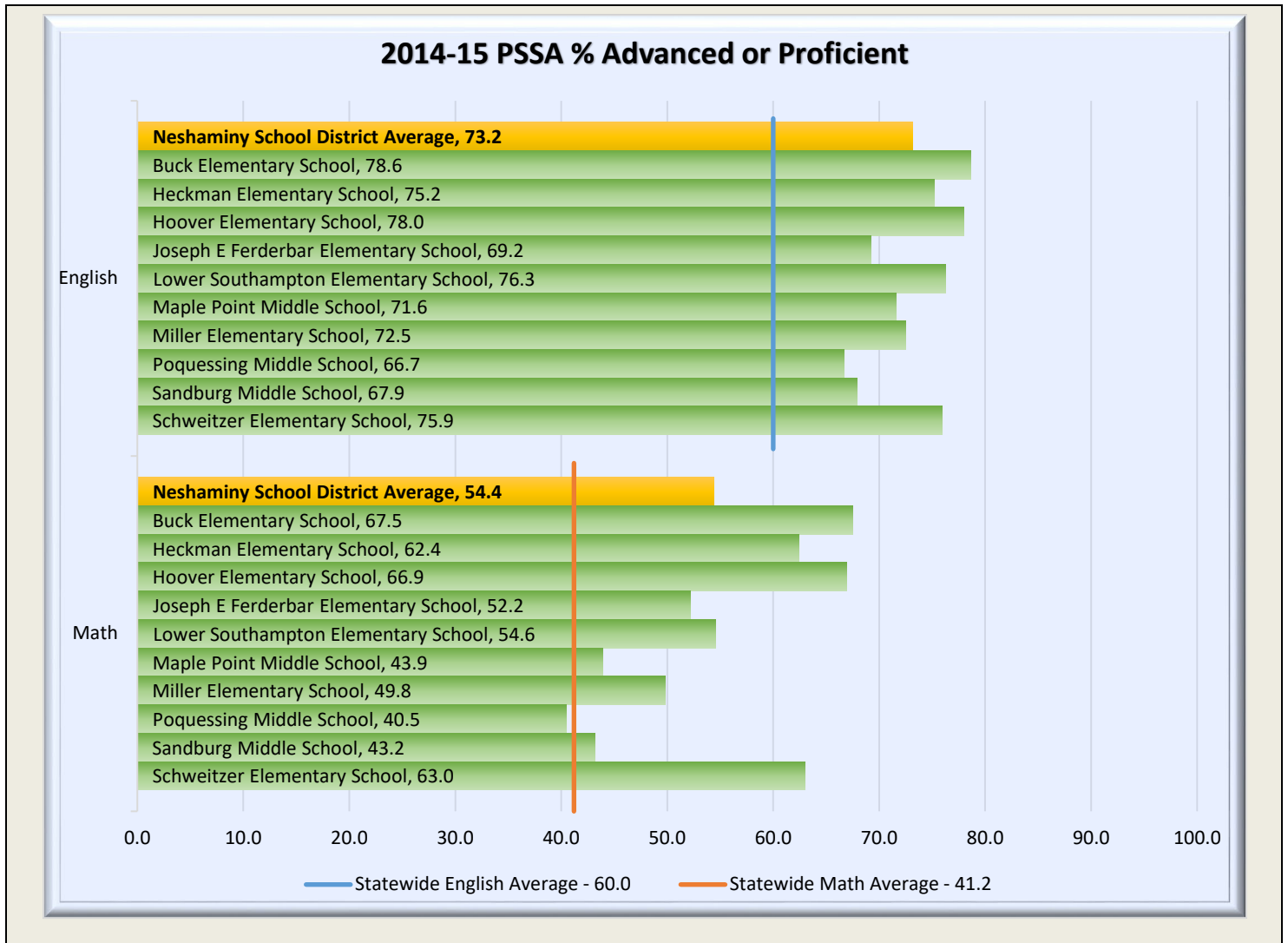
2014-15 SPP Scores



2014-15 Keystone % Advanced or Proficient

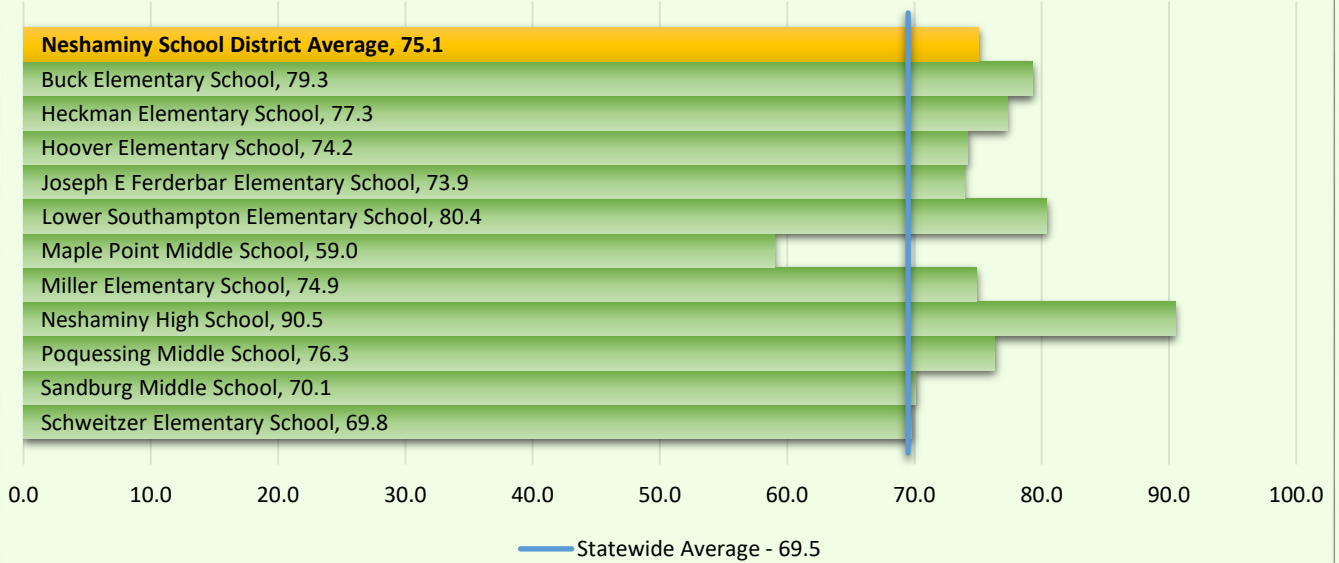


2014-15 Academic Data
School Scores Compared to Statewide Averages (continued)

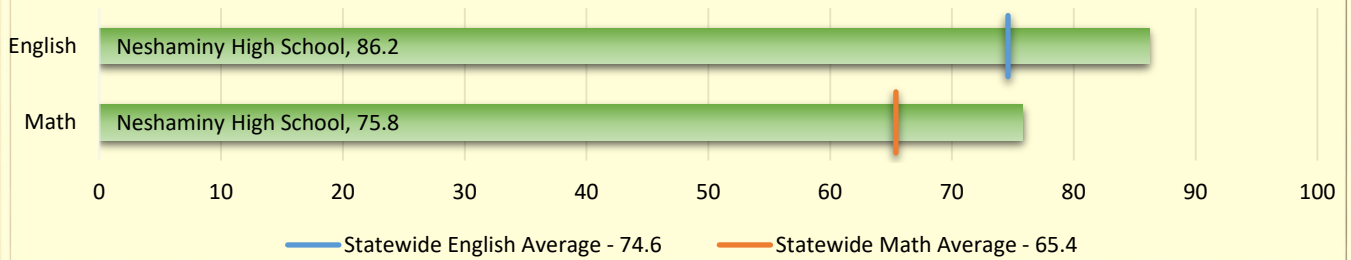


2015-16 Academic Data
School Scores Compared to Statewide Averages

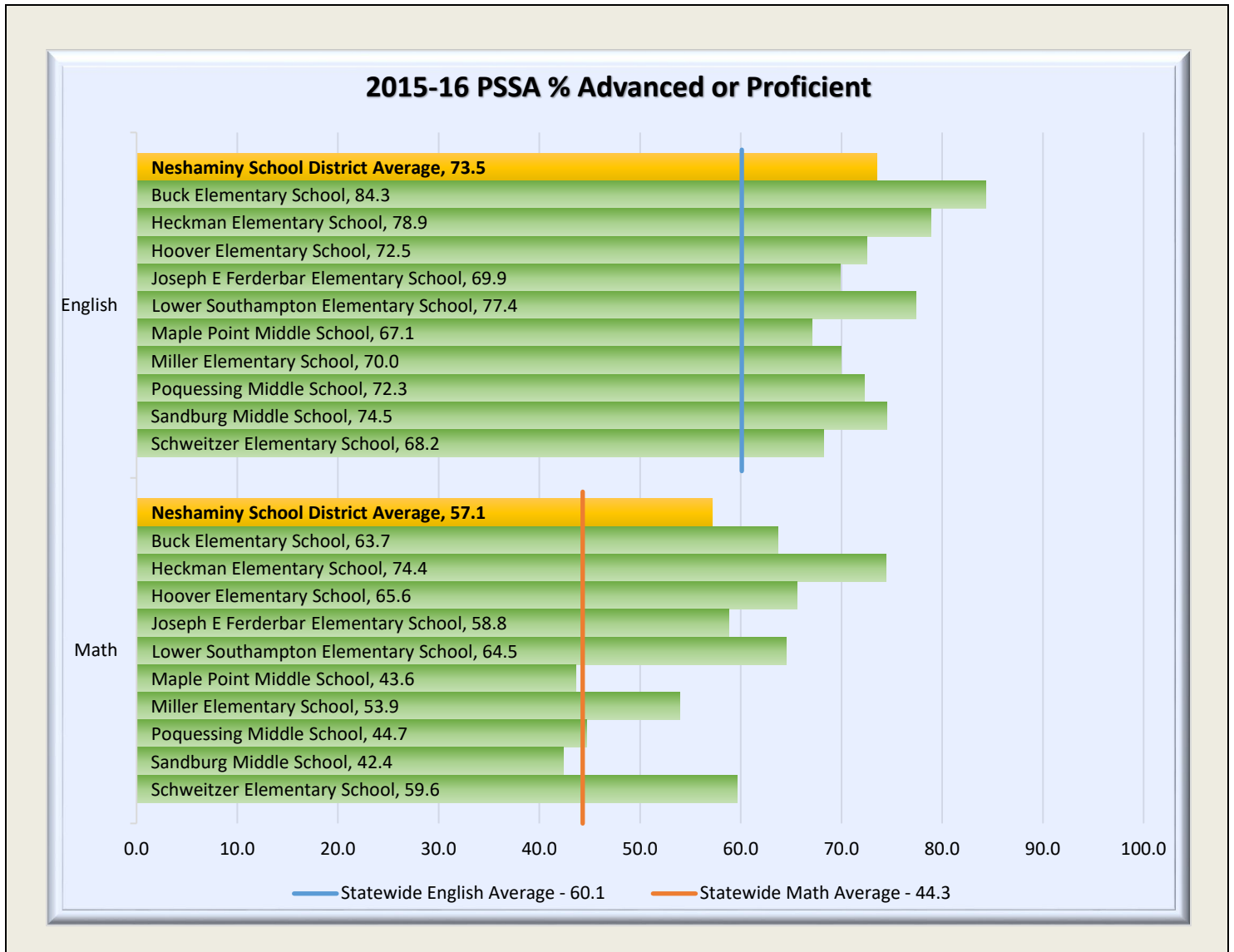
2015-16 SPP Scores



2015-16 Keystone % Advanced or Proficient

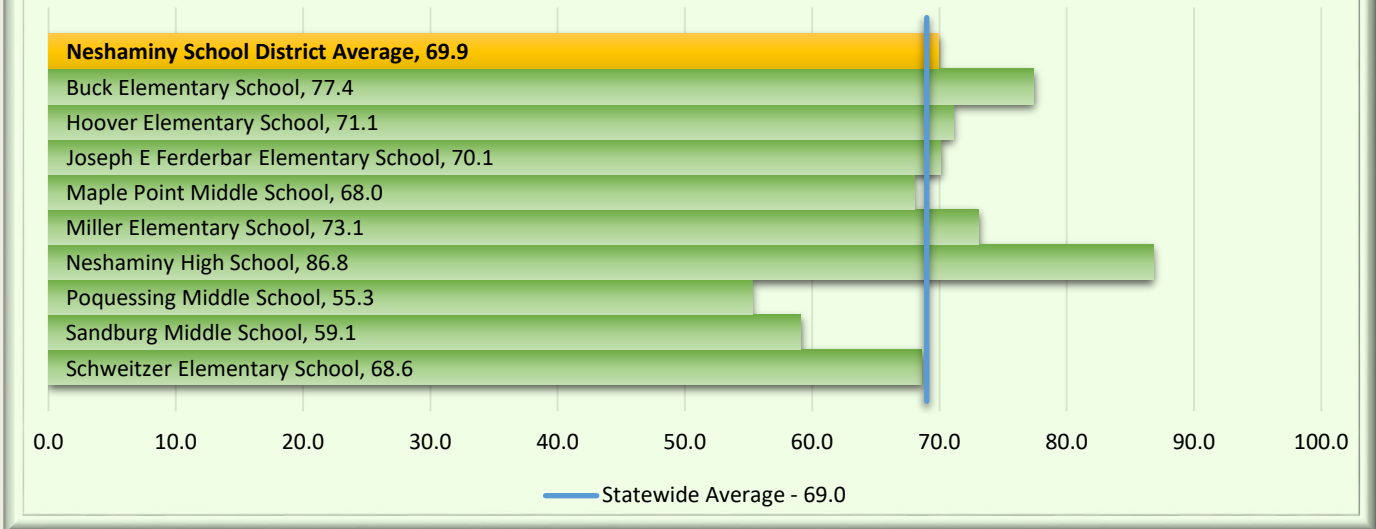


2015-16 Academic Data
School Scores Compared to Statewide Averages (continued)

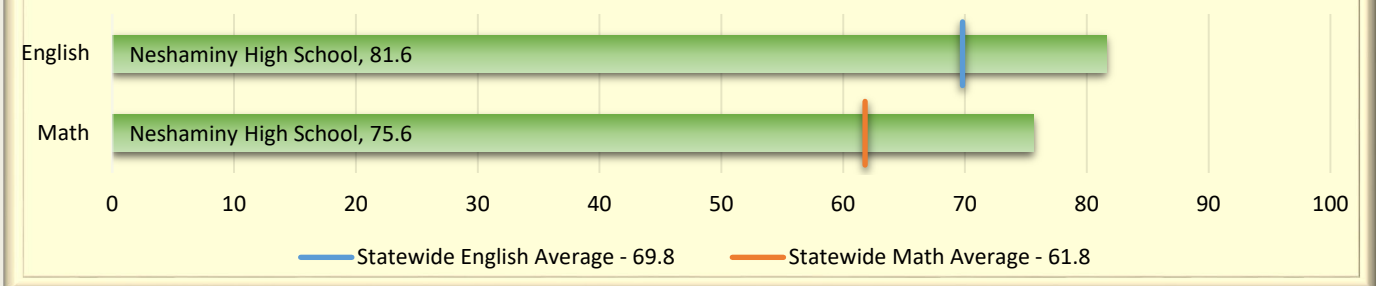


2016-17 Academic Data
School Scores Compared to Statewide Averages

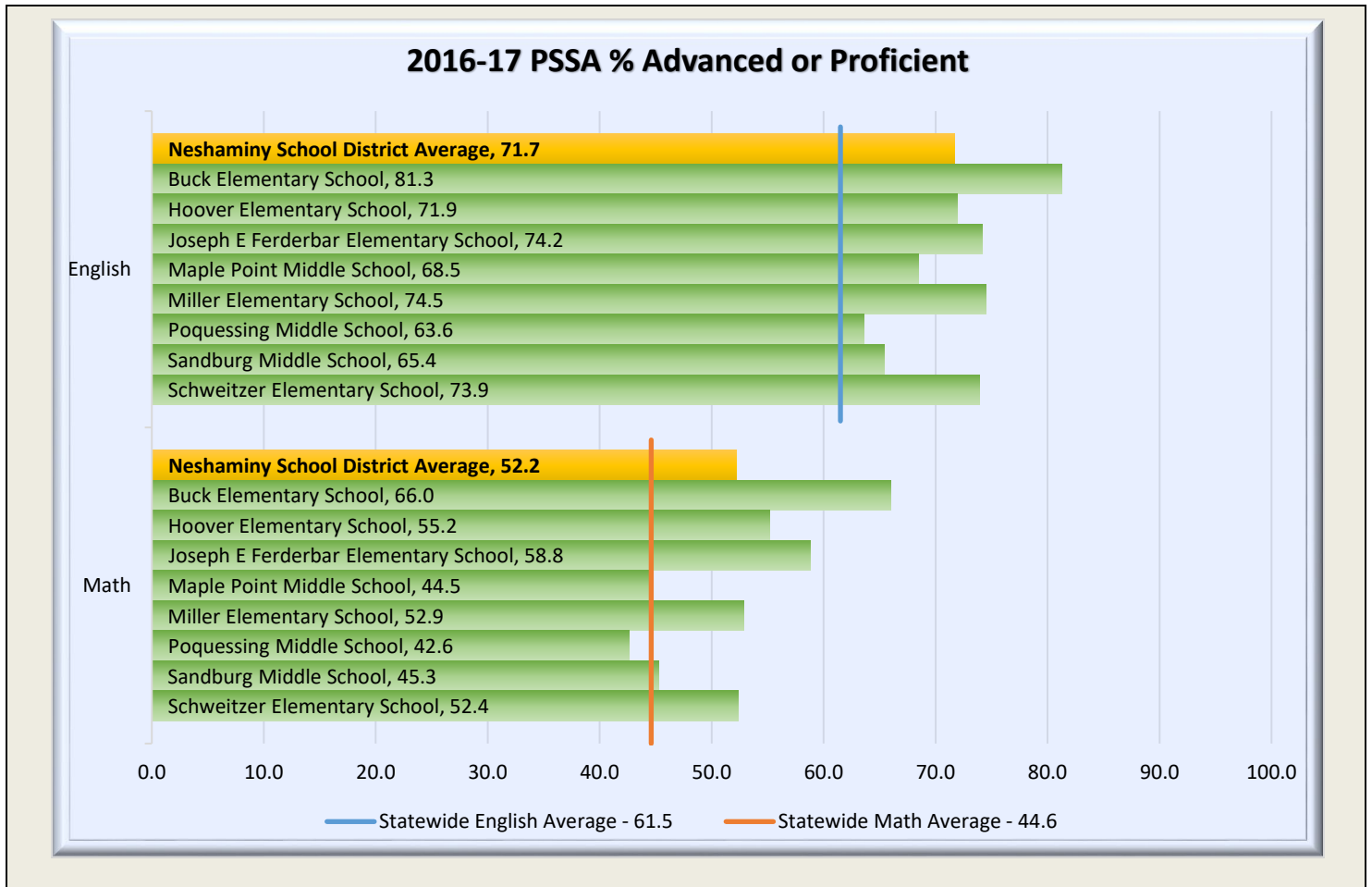
2016-17 SPP Scores



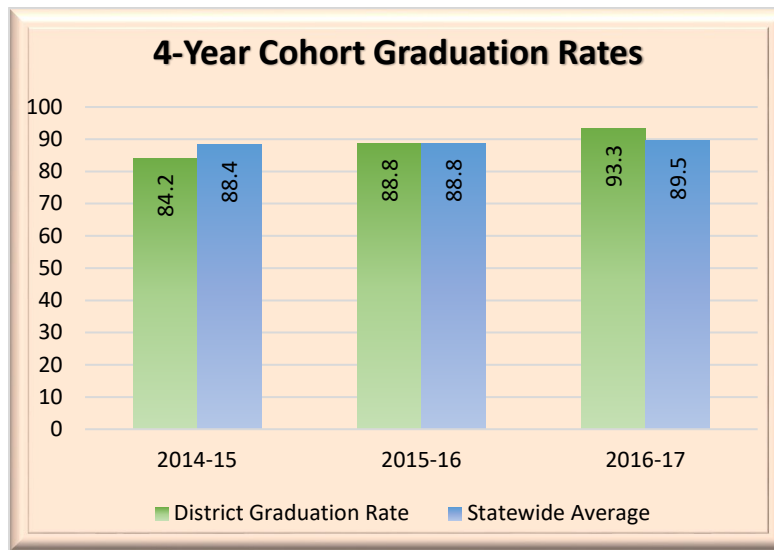
2016-17 Keystone % Advanced or Proficient



2016-17 Academic Data
School Scores Compared to Statewide Averages (continued)



Graduation Data
District Graduation Rates Compared to Statewide Averages



Finding

For the audited period, our audit of the Neshaminy School District resulted in no findings.

Status of Prior Audit Findings and Observations

Our prior audit of the Neshaminy School District (District) released on February 27, 2015, resulted in one finding, as shown below. As part of our current audit, we determined the status of corrective action taken by the District to implement our prior audit recommendations. We reviewed the District's written response provided to the Pennsylvania Department of Education (PDE), interviewed District personnel, and performed audit procedures as detailed in each status section below.

Auditor General Performance Audit Report Released on February 27, 2015

Prior Finding: **Failure to Have All School Bus Drivers' Qualifications on File**

Prior Finding Summary: During our prior audit, we found that the District did not have all current and appropriate clearances on file at the time of our audit for the bus drivers reviewed for the 2014-15 school year. In addition, the District was unable to document that all drivers obtained the required qualifications.

Prior Recommendations: We recommended that the District should:

1. Obtain a copy of the required bus drivers' qualification documentation when new drivers are hired and not allow bus drivers to transport students until clearances received by the District.
2. Ensure the District has effective internal controls in place so that all bus drivers' qualification records are filed properly and maintained at the District.

Current Status: Prior to the completion of the prior audit, in November 2014, the District implemented corrective action to address our prior recommendations. For each driver, the District created folders which included updated licenses and clearance information. Additionally, the District required all bus drivers to obtain new updated clearance information. This information is maintained in an employee database which District personnel review regularly to ensure that all clearances are valid and do not contain records that would make drivers ineligible to transport District students.

Appendix: Audit Scope, Objectives, and Methodology

School performance audits allow the Pennsylvania Department of the Auditor General to determine whether state funds, including school subsidies, are being used according to the purposes and guidelines that govern the use of those funds. Additionally, our audits examine the appropriateness of certain administrative and operational practices at each local education agency (LEA). The results of these audits are shared with LEA management, the Governor, the Pennsylvania Department of Education (PDE), and other concerned entities.

Our audit, conducted under authority of Sections 402 and 403 of The Fiscal Code,⁹ is not a substitute for the local annual financial audit required by the Public School Code of 1949, as amended. We conducted our audit in accordance with *Government Auditing Standards* issued by the Comptroller General of the United States. Those standards require that we plan and perform the audit to obtain sufficient, appropriate evidence to provide a reasonable basis for our findings and conclusions based on our audit objectives. We believe that the evidence obtained provides a reasonable basis for our findings and conclusions based on our audit.

Scope

Overall, our audit covered the period July 1, 2013 through June 30, 2017. In addition, the scope of each individual audit objective is detailed on the next page.

The Neshaminy School District's (District) management is responsible for establishing and maintaining effective internal controls to provide reasonable assurance that the District is in compliance with certain relevant state laws, regulations, contracts, and administrative procedures (relevant requirements).¹⁰ In conducting our audit, we obtained an understanding of the District's internal controls, including any information technology controls, if applicable, that we considered to be significant within the context of our audit objectives. We assessed whether those controls were properly designed and implemented. Any deficiencies in internal controls that were identified during the conduct of our audit and determined to be significant within the context of our audit objectives are included in this report.

⁹ 72 P.S. §§ 402 and 403.

¹⁰ Internal controls are processes designed by management to provide reasonable assurance of achieving objectives in areas such as: effectiveness and efficiency of operations; relevance and reliability of operational and financial information; and compliance with certain relevant state laws, regulations, contracts, and administrative procedures.

Objectives/Methodology

In order to properly plan our audit and to guide us in selecting objectives, we reviewed pertinent laws and regulations, board meeting minutes, academic performance data, annual financial reports, annual budgets, new or amended policies and procedures, and the independent audit report of the District's basic financial statements for the fiscal years July 1, 2013 through June 30, 2017. We also determined if the District had key personnel or software vendor changes since the prior audit.

Performance audits draw conclusions based on an evaluation of sufficient, appropriate evidence. Evidence is measured against criteria, such as laws, regulations, third-party studies, and best business practices. Our audit focused on the District's efficiency and effectiveness in the following areas:

- ✓ Nonresident Student Data
- ✓ Administrator Separations
- ✓ Bus Driver Requirements
- ✓ School Safety

As we conducted our audit procedures, we sought to determine answers to the following questions, which served as our audit objectives:

- ✓ Did the District accurately report nonresident students to the PDE? Did the District receive the correct reimbursement for these nonresident students?¹¹
 - To address this objective, we reviewed all 35 nonresident students who were identified and reported to the PDE as wards of the state and educated by the District from July 1, 2013 through June 30, 2017. We reviewed the District's child accounting records, the PDE's Pennsylvania Information Management System (PIMS) summary reports, District school calendars, and residency status documentation. We determined if the students reviewed were accurately identified and accurately reported to the PDE. We also determined if the District received the accurate amount of reimbursements to educate these students. Our review of this objective did not disclose any reportable issues.
- ✓ Did the District pursue a contract buy-out with an administrator and if so, what was the total cost of the buy-out, what were the reasons for the termination/settlement, and did the employment contracts comply with the Public School Code¹² and Public School Employees' Retirement System guidelines?
 - To address this objective, we reviewed the contracts, settlement agreements, board meeting minutes, board policies, and payroll records for the three administrators who separated employment from the District during the period

¹¹ See 24 P.S. §§ 13-1301, 13-1302, 13-1305, 13-1306; 22 Pa. Code Chapter 11.

¹² 24 P.S. § 10-1073(e)(2)(v).

July 1, 2013 through November 21, 2018. Our review of this objective did not disclose any reportable issues.

- ✓ Did the District ensure that bus drivers transporting District students had the required driver's license, physical exam, training, background checks, and clearances¹³ as outlined in applicable laws?¹⁴ Also, did the District have written policies and procedures governing the hiring of new bus drivers that would, when followed, provide reasonable assurance of compliance with applicable laws?
 - To address this objective, we randomly selected 11 of the 114 bus drivers transporting District students as of December 19, 2018.¹⁵ We reviewed documentation to ensure the District complied with the requirements for bus drivers. We also determined if the District had written policies and procedures governing the hiring of bus drivers and if those procedures, when followed, ensure compliance with bus driver hiring requirements. Our review of this objective did not disclose any reportable issues.

- ✓ Did the District take actions to ensure it provided a safe school environment?¹⁶
 - To address this objective, we reviewed a variety of documentation including, safety plans, training schedules, anti-bullying policies, fire drills reports, and after action reports. In addition, we conducted on-site reviews at three out of the District's ten school buildings (one from each education level)¹⁷ to assess whether the District had implemented basic safety practices.¹⁸ Due to the sensitive nature of the safe school review, the results of our review for this objective area are not described in our audit report. The results of our review of school safety are shared with District officials, the PDE, and other appropriate agencies deemed necessary.

¹³ Auditors reviewed the required state, federal and child abuse background clearances from the most reliable sources available, including the FBI, the Pennsylvania State Police and the Department of Human Services. However, due to the sensitive and confidential nature of this information, we were unable to assess the reliability or completeness of these third-party databases.

¹⁴ 24 P.S. § 1-111, 23 Pa.C.S. § 6344(a.1), 24 P.S. § 2070.1a *et seq.*, 75 Pa.C.S. §§ 1508.1 and 1509, and 22 *Pa. Code Chapter 8*.

¹⁵ While representative selection is a required factor of audit sampling methodologies, audit sampling methodology was not applied to achieve this test objective; accordingly, the results of this audit procedure are not, and should not be, projected to the population.

¹⁶ 24 P.S. § 13-1301-A *et seq.*

¹⁷ While representative selection is a required factor of audit sampling methodologies, audit sampling methodology was not applied to achieve this test objective; accordingly, the results of this audit procedure are not, and should not be, projected to the population.

¹⁸ Basic safety practices evaluated were building security, bullying prevention, visitor procedures, risk and vulnerability assessments, and preparedness.

Distribution List

This report was initially distributed to the Superintendent of the District, the Board of School Directors, and the following stakeholders:

The Honorable Tom W. Wolf

Governor
Commonwealth of Pennsylvania
Harrisburg, PA 17120

The Honorable Pedro A. Rivera

Secretary of Education
1010 Harristown Building #2
333 Market Street
Harrisburg, PA 17126

The Honorable Joe Torsella

State Treasurer
Room 129 - Finance Building
Harrisburg, PA 17120

Mrs. Danielle Mariano

Director
Bureau of Budget and Fiscal Management
Pennsylvania Department of Education
4th Floor, 333 Market Street
Harrisburg, PA 17126

Dr. David Wazeter

Research Manager
Pennsylvania State Education Association
400 North Third Street - Box 1724
Harrisburg, PA 17105

Mr. Nathan Mains

Executive Director
Pennsylvania School Boards Association
400 Bent Creek Boulevard
Mechanicsburg, PA 17050

This report is a matter of public record and is available online at www.PaAuditor.gov. Media questions about the report can be directed to the Pennsylvania Department of the Auditor General, Office of Communications, 229 Finance Building, Harrisburg, PA 17120; via email to: News@PaAuditor.gov.