

# PERFORMANCE AUDIT

---

## Ridley School District Delaware County, Pennsylvania

---

September 2021



Commonwealth of Pennsylvania  
Department of the Auditor General

Timothy L. DeFoor • Auditor General



**Commonwealth of Pennsylvania  
Department of the Auditor General  
Harrisburg, PA 17120-0018  
Facebook: Pennsylvania Auditor General  
Twitter: @PAAuditorGen  
www.PaAuditor.gov**

**TIMOTHY L. DEFOOR  
AUDITOR GENERAL**

Ms. Lee Ann Wentzel, Superintendent  
Ridley School District  
901 Morton Avenue, Suite 100  
Folsom, Pennsylvania 19033

Mr. Michael Capozzoli, Board President  
Ridley School District  
901 Morton Avenue, Suite 100  
Folsom, Pennsylvania 19033

Dear Ms. Wentzel and Mr. Capozzoli:

We have conducted a performance audit of the Ridley School District (District) for the period July 1, 2016 through June 30, 2020, except as otherwise indicated in the audit scope, objective, and methodology section of the report. We evaluated the District's performance in the following areas as further described in Appendix A of this report:

- Transportation Operations
- Bus Driver Requirements
- Financial Stability

We also evaluated the application of best practices and determined compliance with certain requirements in the area of school safety, including compliance with fire and security drill requirements. Due to the sensitive nature of this issue and the need for the results of this review to be confidential, we did not include the full results in this report. However, we communicated the full results of our review of school safety to District officials, the Pennsylvania Department of Education, and other appropriate officials as deemed necessary.

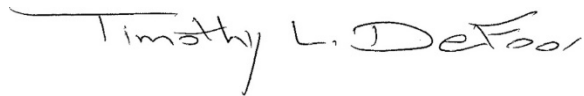
The audit was conducted pursuant to Sections 402 and 403 of The Fiscal Code (72 P.S. §§ 402 and 403), and in accordance with the Government Auditing Standards issued by the Comptroller General of the United States. Those standards require that we plan and perform the audit to obtain sufficient, appropriate evidence to provide a reasonable basis for our findings and conclusions based on our audit objectives. We believe that the evidence obtained provides a reasonable basis for our findings and conclusions based on our audit objectives.

We identified internal control deficiencies related to transportation operations that were not significant but warranted the attention of District management and those charged with governance. These deficiencies were communicated to District management and those charged with governance for their consideration. Additionally, we found that the District performed adequately in the areas of bus driver requirements and financial stability and we did not identify any internal control deficiencies in the review of bus driver requirements.

Ms. Lee Ann Wentzel  
Mr. Michael Capozzoli  
Page 2

We appreciate the District's cooperation during the course of the audit.

Sincerely,

A handwritten signature in black ink that reads "Timothy L. DeFoor". The signature is written in a cursive style with a long horizontal line extending to the left of the first letter.

Timothy L. DeFoor  
Auditor General

September 14, 2021

cc: **RIDLEY SCHOOL DISTRICT** Board of School Directors

# Table of Contents

---

	Page
Background Information .....	1
Finding .....	6
Status of Prior Audit Findings and Observations .....	7
Appendix A: Audit Scope, Objectives, and Methodology .....	8
Appendix B: Academic Detail .....	13
Distribution List .....	19

## Background Information

School Characteristics 2020-21 School Year*	
County	Delaware
Total Square Miles	7.8
Number of School Buildings	9
Total Teachers	396
Total Full or Part-Time Support Staff	493
Total Administrators	28
Total Enrollment for Most Recent School Year	5,738
Intermediate Unit Number	25
District Career and Technical School	Delaware County Technical High School

\* - Source: Information provided by the District administration and is unaudited.

## Mission Statement\*

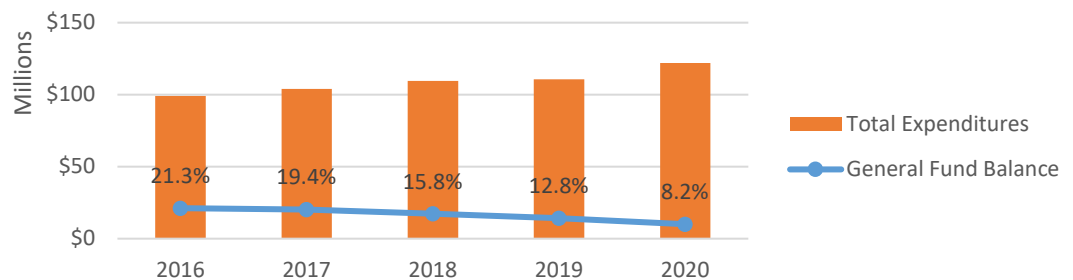
It is the mission of the Ridley School District to create a caring environment that gives all students the opportunity to achieve their fullest personal and academic potential in order to become productive and responsible citizens.

## Financial Information

The following pages contain financial information about the Ridley School District obtained from annual financial data reported to the Pennsylvania Department of Education (PDE) and available on PDE's public website. This information was not audited and is presented for **informational purposes only**.

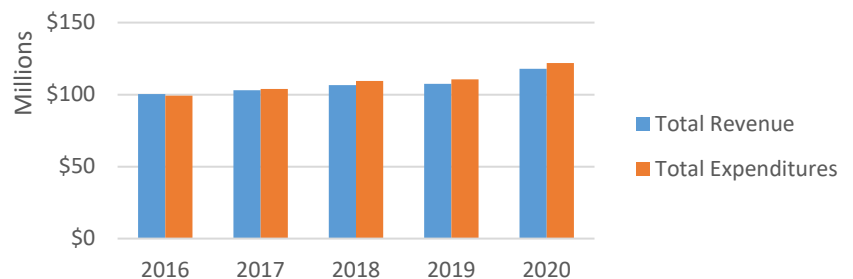
### General Fund Balance as a Percentage of Total Expenditures

	General Fund Balance
2016	\$21,176,426
2017	\$20,184,642
2018	\$17,274,147
2019	\$14,181,267
2020	\$10,036,676



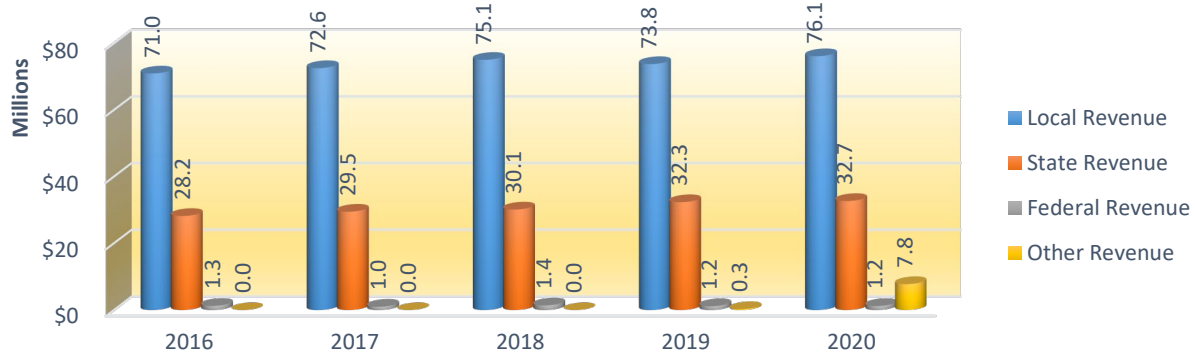
### Revenues and Expenditures

	Total Revenue	Total Expenditures
2016	\$100,392,632	\$99,194,474
2017	\$103,028,292	\$104,020,077
2018	\$106,572,330	\$109,482,825
2019	\$107,572,933	\$110,665,814
2020	\$117,811,944	\$121,956,534

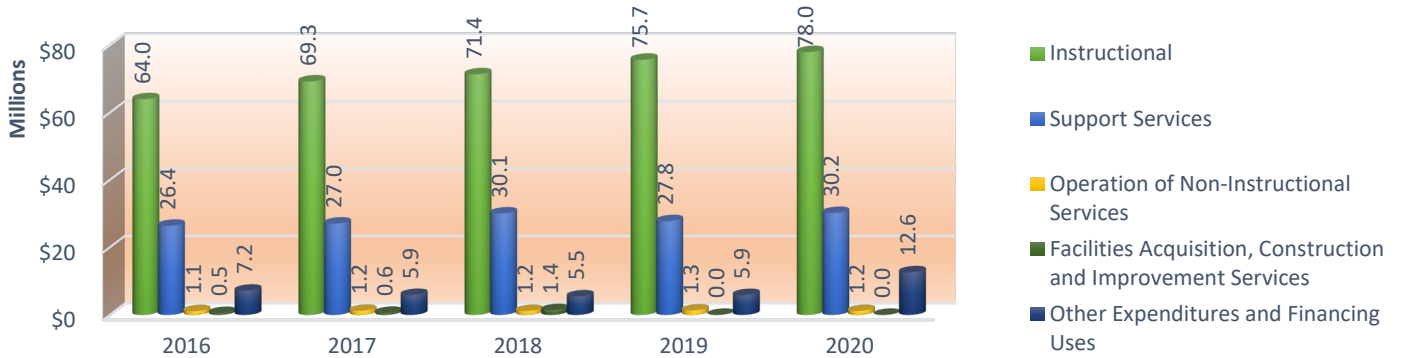


## Financial Information Continued

### Revenues by Source

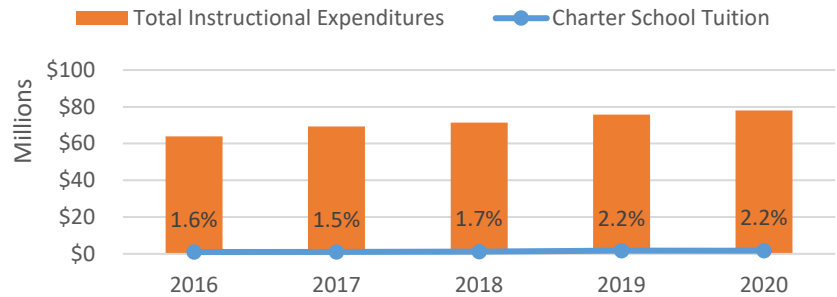


### Expenditures by Function

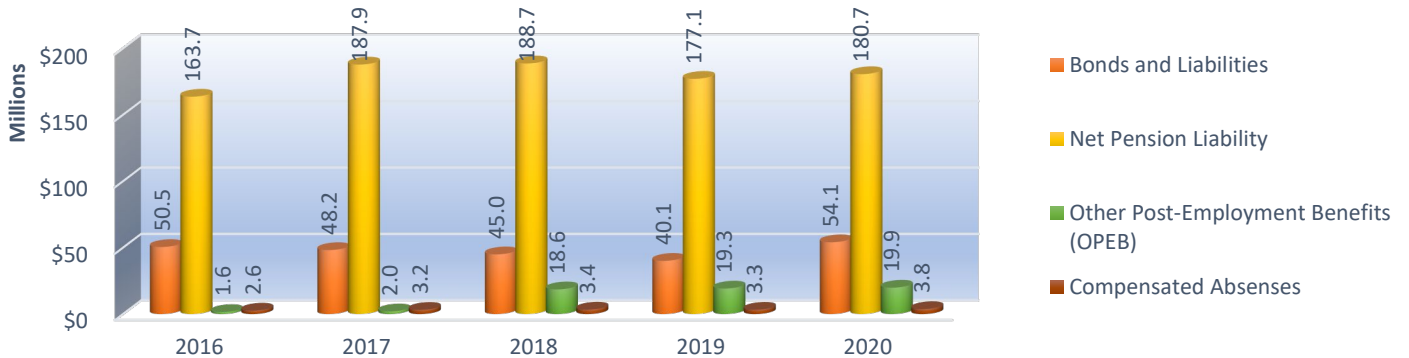


### Charter Tuition as a Percentage of Instructional Expenditures

	Charter School Tuition	Total Instructional Expenditures
2016	\$992,169	\$63,983,443
2017	\$1,025,238	\$69,277,648
2018	\$1,224,776	\$71,382,712
2019	\$1,674,667	\$75,715,664
2020	\$1,704,750	\$77,975,819



### Long-Term Debt

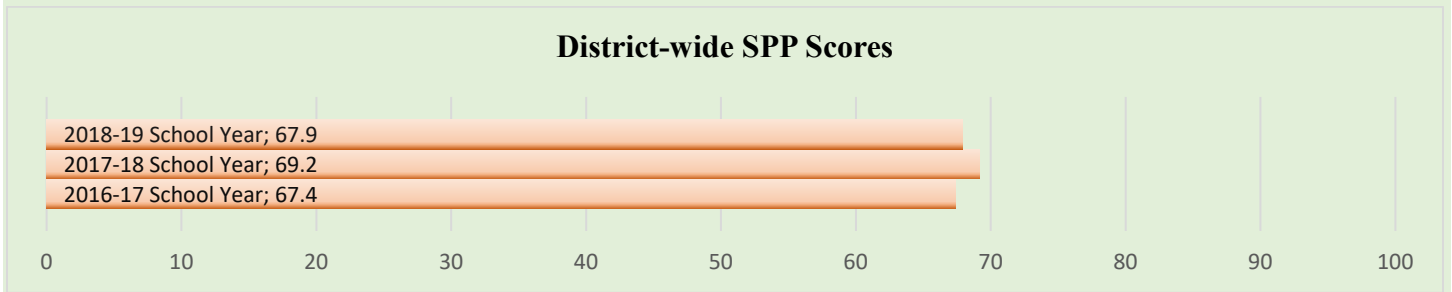


## Academic Information<sup>1</sup>

The graphs on the following pages present the District-wide School Performance Profile (SPP) scores, Pennsylvania System of School Assessment (PSSA) scores, and Keystone Exam results for the District obtained from PDE's data files for the 2016-17, 2017-18, and 2018-19 school years.<sup>2</sup> In addition, the District's 4-Year Cohort Graduation Rates are presented for the 2017-18 through 2019-20 school years.<sup>3</sup> The District's individual school building scores are presented in Appendix B. These scores are provided in this audit report for **informational purposes only**, and they were not audited by our Department.

### What is a SPP score?

A SPP score serves as a benchmark for schools to reflect on successes, achievements, and yearly growth. PDE issues a SPP score annually using a 0-100 scale for all school buildings in the Commonwealth, which is calculated based on standardized testing (i.e., PSSA and Keystone exam scores), student improvement, advance course offerings, and attendance and graduation rates. Generally speaking, a SPP score of 70 or above is considered to be a passing rate.<sup>4</sup>



<sup>1</sup> PDE is the sole source of academic data presented in this report. All academic data was obtained from PDE's publicly available website.

<sup>2</sup> Due to the COVID-19 pandemic the PSSA and Keystone Exam requirements were waived for the 2019-20 school year; therefore, there is no academic data to present for this school year.

<sup>3</sup> Graduation rates were still reported for the 2019-20 school year despite the COVID-19 pandemic.

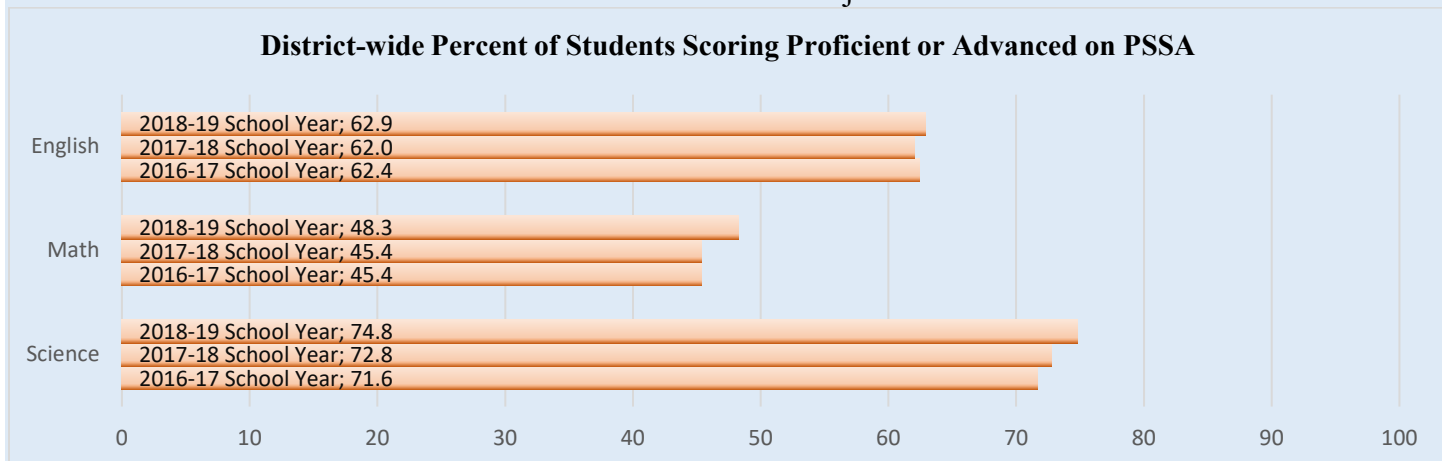
<sup>4</sup> PDE started issuing a SPP score for all public school buildings beginning with the 2012-13 school year. For the 2014-15 school year, PDE only issued SPP scores for high schools taking the Keystone Exams as scores for elementary and middle scores were put on hold due to changes with PSSA testing. PDE resumed issuing a SPP score for all schools for the 2015-16 school year.

## Academic Information Continued

### What is the PSSA?

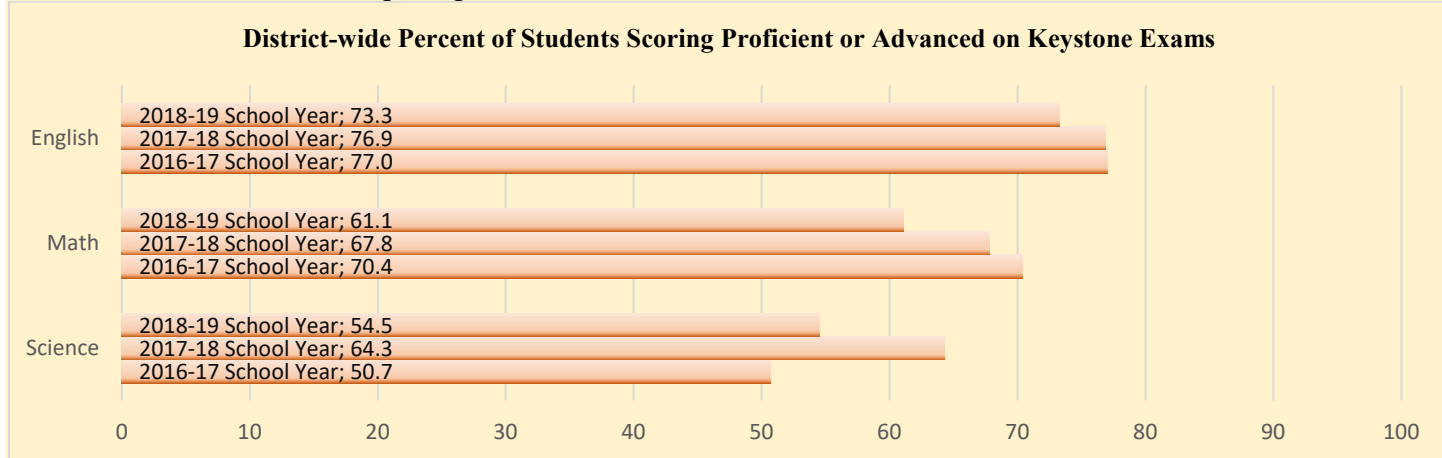
The PSSA is an annual, standardized test given across the Commonwealth to students in grades 3 through 8 in core subject areas, including English, Math and Science. The PSSAs help Pennsylvania meet federal and state requirements and inform instructional practices, as well as provide educators, stakeholders, and policymakers with important information about the state's students and schools.

The 2014-15 school year marked the first year that PSSA testing was aligned to the more rigorous PA Core Standards. The state uses a grading system with scoring ranges that place an individual student's performance into one of four performance levels: Below Basic, Basic, Proficient, and Advanced. The state's goal is for students to score Proficient or Advanced on the exam in each subject area.



### What is the Keystone Exam?

The Keystone Exam measures student proficiency at the end of specific courses, such as Algebra I, Literature, and Biology. The Keystone Exam was intended to be a graduation requirement starting with the class of 2017, but that requirement has been put on hold until the 2020-21 school year.<sup>5</sup> In the meantime, the exam is still given as a standardized assessment and results are included in the calculation of SPP scores. The Keystone Exam is scored using the same four performance levels as the PSSAs, and the goal is to score Proficient or Advanced for each course requiring the test.



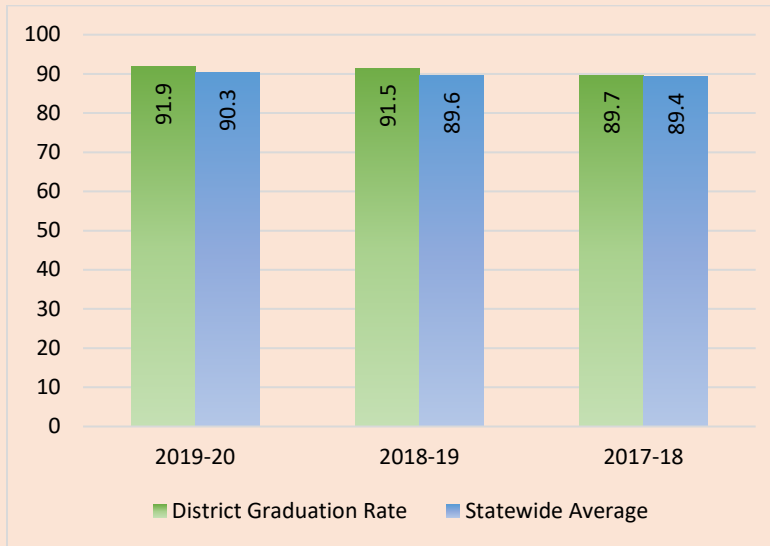
<sup>5</sup> Act 158 of 2018, effective October 24, 2018, amended the Public School Code to further delay the use of Keystone Exams as a graduation requirement until the 2021-22 school year. See 24 P.S. § 1-121(b)(1). Please refer to the following link regarding further guidance to local education agencies (LEAs) on Keystone end-of-course exams (Keystone Exams) in the context of the pandemic of 2020: <https://www.education.pa.gov/Schools/safeschools/emergencyplanning/COVID-19/Pages/Keystone-Exams.aspx>



## Academic Information Continued

### What is a 4-Year Cohort Graduation Rate?

PDE collects enrollment and graduate data for all Pennsylvania public schools, which is used to calculate graduation rates. Cohort graduation rates are a calculation of the percentage of students who have graduated with a regular high school diploma within a designated number of years since the student first entered high school. The rate is determined for a cohort of students who have all entered high school for the first time during the same school year. Data specific to the 4-year cohort graduation rate is presented in the graph below.<sup>6</sup>



<sup>6</sup> PDE also calculates 5-year and 6-year cohort graduation rates. Please visit PDE's website for additional information: <https://www.education.pa.gov/DataAndReporting/CohortGradRate/Pages/default.aspx>.

## Finding

---

For the audited period, our audit of the Ridley School District resulted in no findings.

## **Status of Prior Audit Findings and Observations**

---

**O**ur prior audit of the Ridley School District resulted in no findings or observations.

## Appendix A: Audit Scope, Objectives, and Methodology

---

School performance audits allow the Pennsylvania Department of the Auditor General to determine whether state funds, including school subsidies, are being used according to the purposes and guidelines that govern the use of those funds. Additionally, our audits examine the appropriateness of certain administrative and operational practices at each local education agency (LEA). The results of these audits are shared with LEA management, the Governor, the Pennsylvania Department of Education (PDE), and other concerned entities.

Our audit, conducted under authority of Sections 402 and 403 of The Fiscal Code,<sup>7</sup> is not a substitute for the local annual financial audit required by the Public School Code of 1949, as amended. We conducted our audit in accordance with *Government Auditing Standards* issued by the Comptroller General of the United States. Those standards require that we plan and perform the audit to obtain sufficient, appropriate evidence to provide a reasonable basis for our findings and conclusions based on our audit objectives. We believe that the evidence obtained provides a reasonable basis for our findings and conclusions based on our audit.

Our audit focused on the District's effectiveness and/or compliance with applicable statutory provisions and related regulations in the areas of Transportation Operations, Bus Driver Requirements, Financial Stability, and School Safety, including fire and security drills. The audit objectives supporting these areas of focus are explained in the context of our methodology to achieve the objectives in the next section. Overall, our audit covered the period July 1, 2016 through June 30, 2020. The scope of each individual objective is also detailed in the next section.

The District's management is responsible for establishing and maintaining effective internal control to provide reasonable assurance that the District's objectives will be achieved.<sup>8</sup> *Standards for Internal Control in the Federal Government* (also known as and hereafter referred to as the Green Book), issued by the Comptroller General of the United States, provides a framework for management to establish and maintain an effective internal control system. The Department of the Auditor General used the Green Book as the internal control analysis framework during the conduct of our audit.<sup>9</sup> The Green Book's standards are organized into five components of internal control. In an effective system of internal control, these five components work together in an integrated manner to help an entity achieve its objectives. Each of the five components of internal control contains principles, which are the requirements an entity should follow in establishing an effective system of internal control. We illustrate the five components and their underlying principles in Figure 1 on the following page.

---

<sup>7</sup> 72 P.S. §§ 402 and 403.

<sup>8</sup> District objectives can be broadly classified into one or more of the following areas: effectiveness of operations; reliability of reporting for internal and external use; and compliance with applicable laws and regulations, more specifically in the District, referring to certain relevant state laws, regulations, contracts, and administrative procedures.

<sup>9</sup> Even though the Green Book was written for the federal government, it explicitly states that it may also be adopted by state, local, and quasi-government entities, as well as not-for-profit organizations, as a framework for establishing and maintaining an effective internal control system. The Green Book is assessable at <https://www.gao.gov/products/GAO-14-704G>

**Figure 1: Green Book Hierarchical Framework of Internal Control Standards**

Principle	Description
<b>Control Environment</b>	
1	Demonstrate commitment to integrity and ethical values
2	Exercise oversight responsibility
3	Establish structure, responsibility, and authority
4	Demonstrate commitment to competence
5	Enforce accountability
<b>Risk Assessment</b>	
6	Define objectives and risk tolerances
7	Identify, analyze, and respond to risks
8	Assess fraud risk
9	Identify, analyze, and respond to change

Principle	Description
<b>Control Activities</b>	
10	Design control activities
11	Design activities for the information system
12	Implement control activities
<b>Information and Communication</b>	
13	Use quality information
14	Communicate internally
15	Communicate externally
<b>Monitoring</b>	
16	Perform monitoring activities
17	Evaluate issues and remediate deficiencies

In compliance with generally accepted government auditing standards, we must determine whether internal control is significant to our audit objectives. We base our determination of significance on whether an entity’s internal control impacts our audit conclusion(s). If some, but not all, internal control components are significant to the audit objectives, we must identify those internal control components and underlying principles that are significant to the audit objectives.

In planning our audit, we obtained a general understanding of the District’s control environment. In performing our audit, we obtained an understanding of the District’s internal control sufficient to identify and assess the internal control significant within the context of the audit objectives. Figure 2 represents a summary of the internal control components and underlying principles that we identified as significant to the overall control environment and the specific audit objectives (denoted by an “X”).

**Figure 2 – Internal Control Components and Principles Identified as Significant**

Principle →	Internal Control Significant ?	Control Environment					Risk Assessment					Control Activities			Information and Communication			Monitoring	
		1	2	3	4	5	6	7	8	9	10	11	12	13	14	15	16	17	
General/overall	Yes	X	X	X	X	X	X	X	X	X	X	X	X	X	X	X		X	
Transportation	Yes				X			X	X		X		X	X	X	X	X		
Bus Drivers	Yes										X		X			X	X		
Financial	No																		
Safe Schools	No																		

With respect to the principles identified, we evaluated the internal control(s) deemed significant within the context of our audit objectives and assessed those controls to the extent necessary to address our audit objectives. The results of our evaluation and assessment of the District’s internal control for each objective is discussed in the following section.

## **Objectives/Scope/Methodology**

In order to properly plan our audit and to guide us in selecting objectives, we reviewed pertinent laws and regulations, the District’s annual financial reports, annual General Fund budgets, and the independent audit reports of the District’s basic financial statements for the July 1, 2016 through June 30, 2020 fiscal years. We conducted analytical procedures on the District’s state revenues and the transportation reimbursement data. We reviewed the prior audit report and we researched current events that possibly affected District operations. We also determined if the District had key personnel or software vendor changes since the prior audit.

Performance audits draw conclusions based on an evaluation of sufficient, appropriate evidence. Evidence is measured against criteria, such as laws, regulations, third-party studies, and best business practices. Our audit focused on the District’s effectiveness in four areas as described below. As we conducted our audit procedures, we sought to determine answers to the following questions, which served as our audit objectives.

### **Transportation Operations**

- Did the District ensure compliance with applicable laws and regulations governing transportation operations, and did the District receive the correct transportation reimbursement from the Commonwealth?<sup>10</sup>
  - ✓ To address this objective, we assessed the District’s internal controls for obtaining, inputting processing, and reporting regular transportation data to PDE. We selected all 56 vehicles reported by the District as transporting students during the 2017-18 school year. We obtained school calendars and odometer readings and student rosters for all the vehicles and compared the data to the District’s transportation data reports to determine if the District accurately calculated and reported transportation data to PDE.

**Conclusion:** The results of our procedures did not identify any reportable issue; however, we did identify control deficiencies that were not significant to our objective but warranted the attention of District management and those charged with governance. These deficiencies were communicated to District management and those charged with governance for their consideration.

### **Bus Driver Requirements**

- Did the District ensure that all bus drivers transporting District students are board approved and had the required driver’s license, physical exam, training, background checks, and clearances<sup>11</sup> as outlined in applicable laws?<sup>12</sup> Also, did the District adequately monitor driver records to ensure compliance with the

---

<sup>10</sup> See 24 P.S. § 25-2541(a).

<sup>11</sup> Auditors reviewed the required state, federal, and child abuse background clearances that the District obtained from the most reliable sources available, including the FBI, the Pennsylvania State Police, and the Department of Human Services. However, due to the sensitive and confidential nature of this information, we were unable to assess the reliability or completeness of these third-party databases.

<sup>12</sup> PSC 24 P.S. § 1-111, CPSL 23 Pa.C.S. § 6344(a.1), PSC (Educator Discipline) 24 P.S. § 2070.1a *et seq.*, State Vehicle Code 75 Pa.C.S. §§ 1508.1 and 1509, and State Board of Education’s regulations 22 Pa. Code Chapter 8.

ongoing five-year clearance requirements and ensure it obtained updated licenses and health physical records as applicable throughout the school year?

- ✓ To address this objective, we assessed the District's internal controls for reviewing, maintaining, and monitoring the required bus driver qualification documents and procedures for being made aware of who transported students daily. We determined if all drivers were Board approved by the District. We randomly selected 10 of 72 bus and van drivers transporting District students as of May 12, 2021.<sup>13</sup> We reviewed documentation to determine if the District complied with the qualifications and clearance requirements for those drivers. We determined if the District had monitoring procedures to ensure that all drivers had updated clearances, licenses, and physicals.

**Conclusion:** The results of our procedures did not identify any reportable issues.

### **Financial Stability**

- Based on an assessment of financial indicators, was the District in a declining financial position, and did it comply with all statutes prohibiting deficit fund balances and the over expending of the District's budget?
  - ✓ To address this objective, we reviewed the District's annual financial reports, General Fund budgets, and independent auditor's reports for the 2016-17 through 2019-20 fiscal years. The financial and statistical data were used to calculate the District's General Fund balance, operating position, charter school costs, debt ratio, and current ratio. These financial indicators were deemed appropriate for assessing the District's financial stability. The financial indicators were based on best business practices established by several agencies, including Pennsylvania Association of School Business Officials, the Colorado Office of the State Auditor, and the National Forum on Education Statistics.

**Conclusion:** The results of our procedures did not identify any reportable issues.

### **School Safety**

- Did the District comply with requirements in the Public School Code and the Emergency Management Code related to emergency management plans, bullying prevention, memorandums of understanding with local law enforcement?<sup>14</sup> Also, did the District follow best practices related to physical building security and providing a safe school environment?
  - ✓ To address this objective, we reviewed a variety of documentation including safety plans, risk and vulnerability assessments, anti-bullying policies, safety committee minutes, and memorandums of understanding with local law enforcement. We conducted on-site reviews at two of the District's nine school buildings<sup>15</sup> to assess whether the District had implemented basic safety practices.<sup>16</sup>

---

<sup>13</sup> While representative selection is a required factor of audit sampling methodologies, audit sample methodology was not applied to achieve this test objective; accordingly, the results of this audit procedure are not, and should not be, projected to the population.

<sup>14</sup> Safe Schools Act 24 P.S. § 13-1301-A *et seq.*, Emergency Management Services Code 35 Pa.C.S. § 7701.

<sup>15</sup> We selected these two schools because the District did not have Risk and Vulnerability Assessments conducted by an outside agency at these schools, which is not a representative method of selection. Accordingly, the results of this audit procedure are not, and should not be, projected to the population.

<sup>16</sup> Basic safety practices evaluated were building security, bullying prevention, visitor procedures, risk and vulnerability assessments, and preparedness.

**Conclusion:** Due to the sensitive nature of school safety, the results of our review for this portion of the objective are not described in our audit report, but they were shared with District officials, PDE’s Office of Safe Schools, and other appropriate law enforcement agencies deemed necessary.

- Did the District comply with the fire and security drill requirements of Section 1517 of the Public School Code?<sup>17</sup> Also, did the District accurately report the dates of drills to PDE and maintain supporting documentation to evidence the drills conducted and reported to PDE?
  - ✓ We obtained and reviewed the fire and security drill records for the 2018-19 and 2019-20 school years. We determined if security drills were held within the first 90 days of starting the school year for each building in the District and if monthly fire drills were conducted in accordance with requirements. We obtained the Accuracy Certification Statement that the District filed with PDE and compared the dates reported to the supporting documentation.

**Conclusion:** The results of our procedures did not identify any reportable issues.

---

<sup>17</sup> Public School Code (Fire and Security Drills) 24 P.S. § 15-1517.

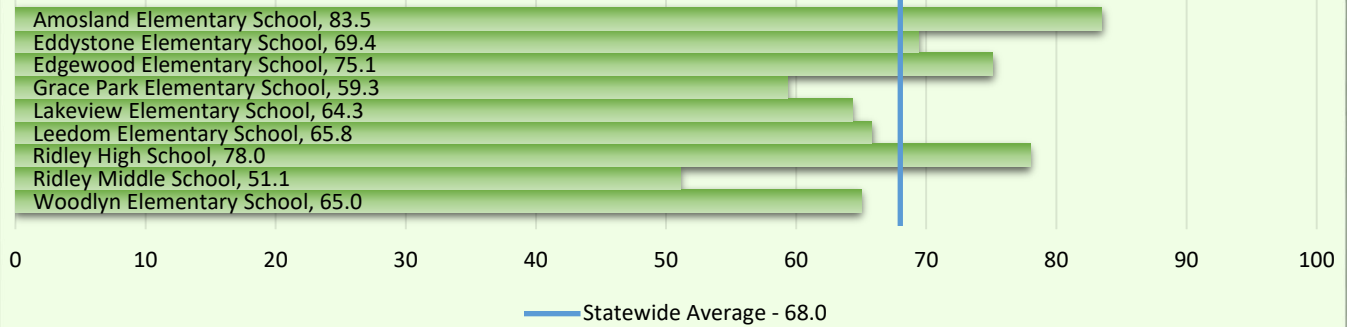


## Appendix B: Academic Detail

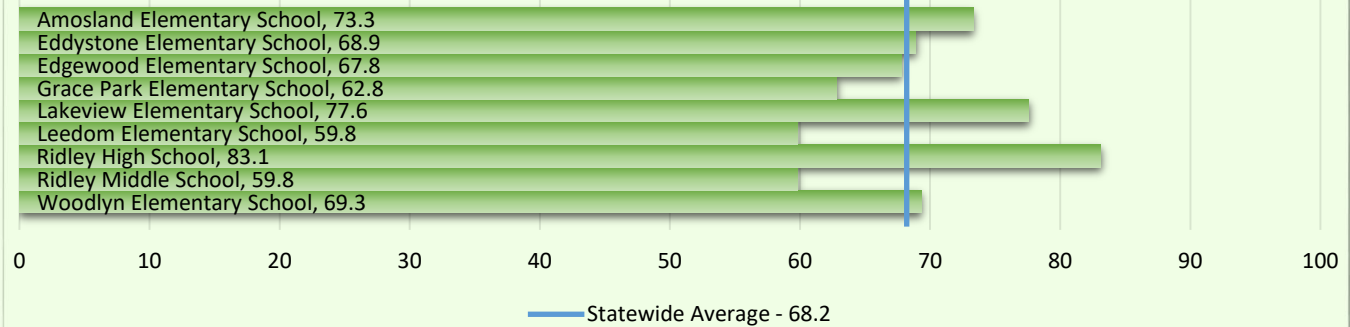
Benchmarks noted in the following graphs represent the statewide average of all public school buildings in the Commonwealth that received a score in the category and year noted.<sup>18</sup> Please note that if one of the District's schools did not receive a score in a particular category and year presented below, the school will not be listed in the corresponding graph.<sup>19</sup>

### SPP School Scores Compared to Statewide Averages

**2018-19**



**2017-18**

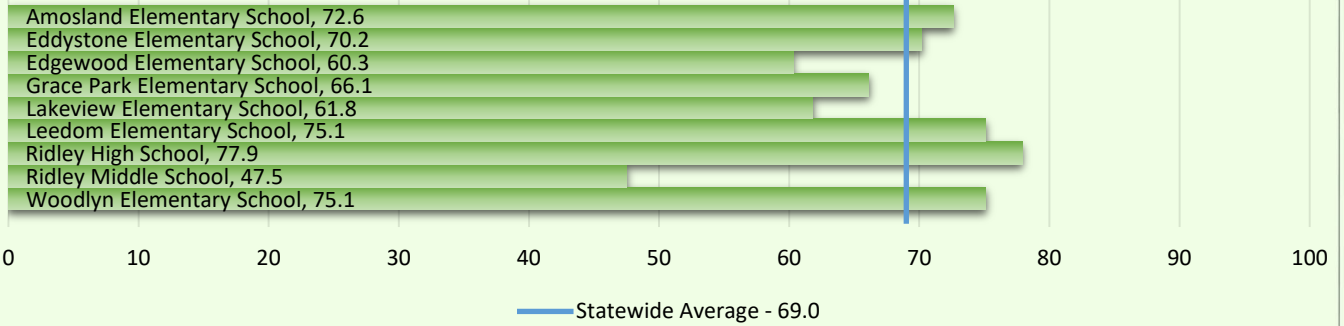


<sup>18</sup> Statewide averages were calculated by our Department based on individual school building scores for all public schools in the Commonwealth, including district schools, charters schools, and cyber charter schools.

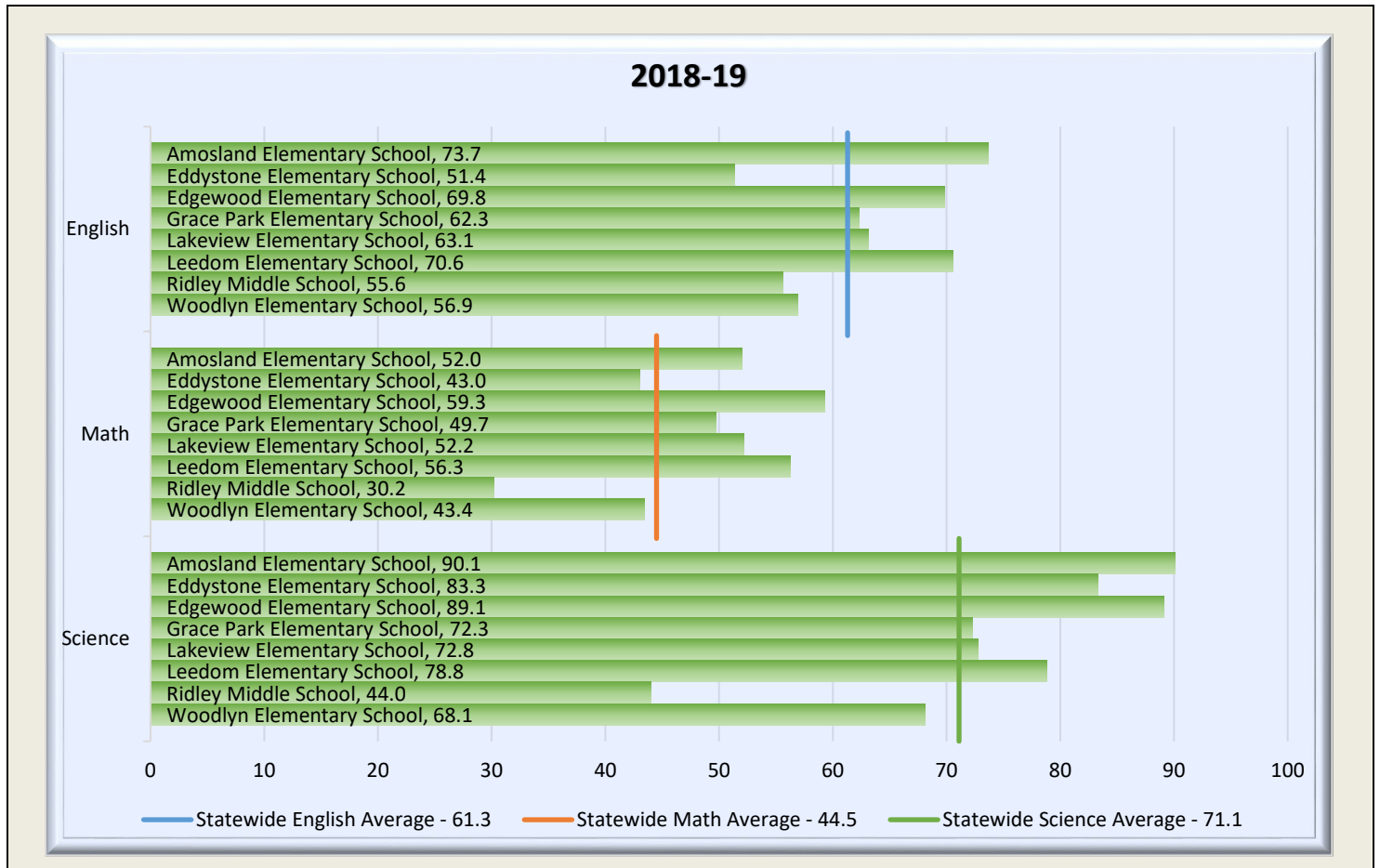
<sup>19</sup> PDE's data does not provide any further information regarding the reason a score was not published for a specific school. However, readers can refer to PDE's website for general information regarding the issuance of academic scores.

**SPP School Scores Compared to Statewide Averages (continued)**

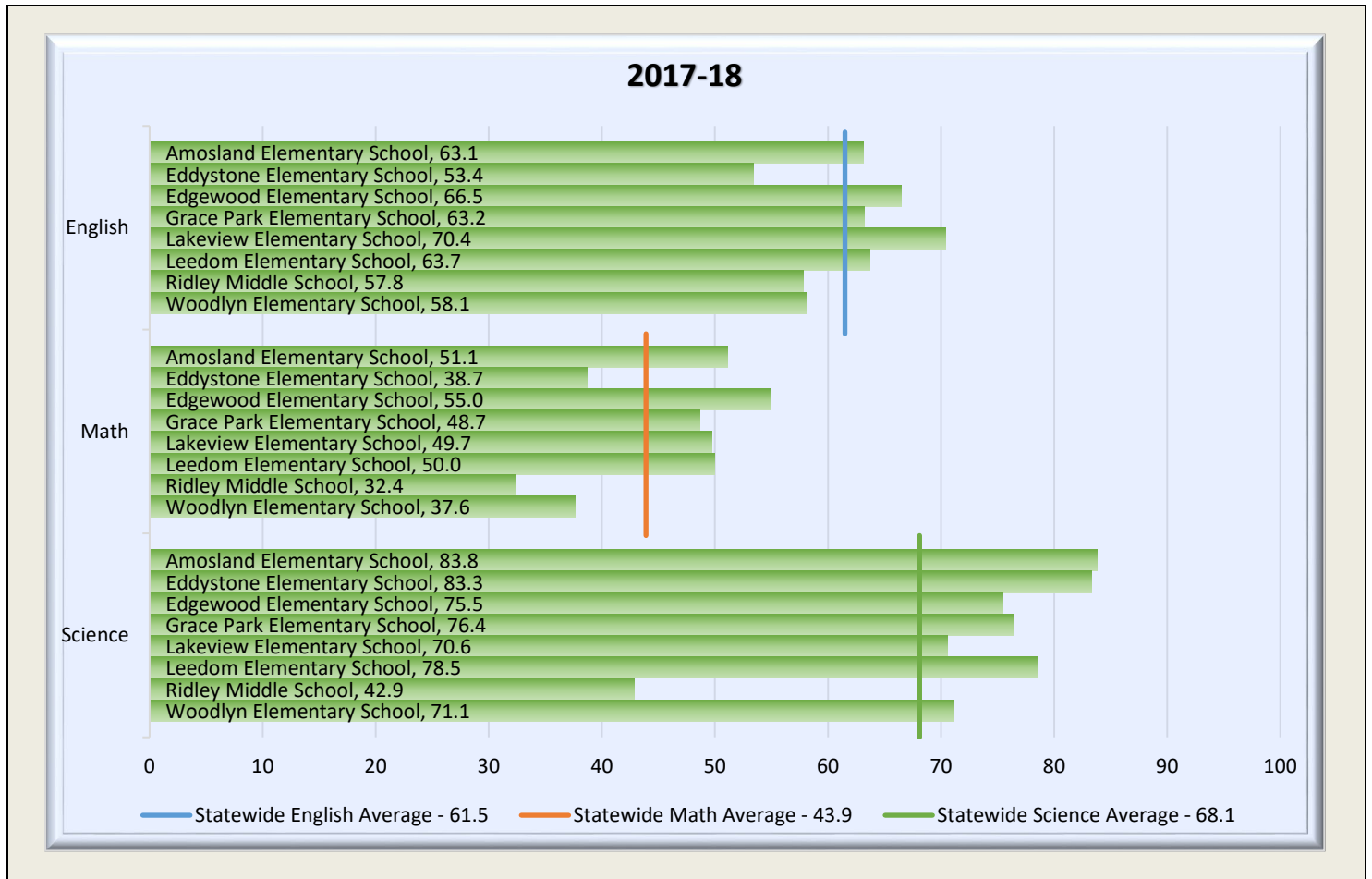
**2016-17**



**PSSA Advanced or Proficient Percentage  
School Scores Compared to Statewide Averages**

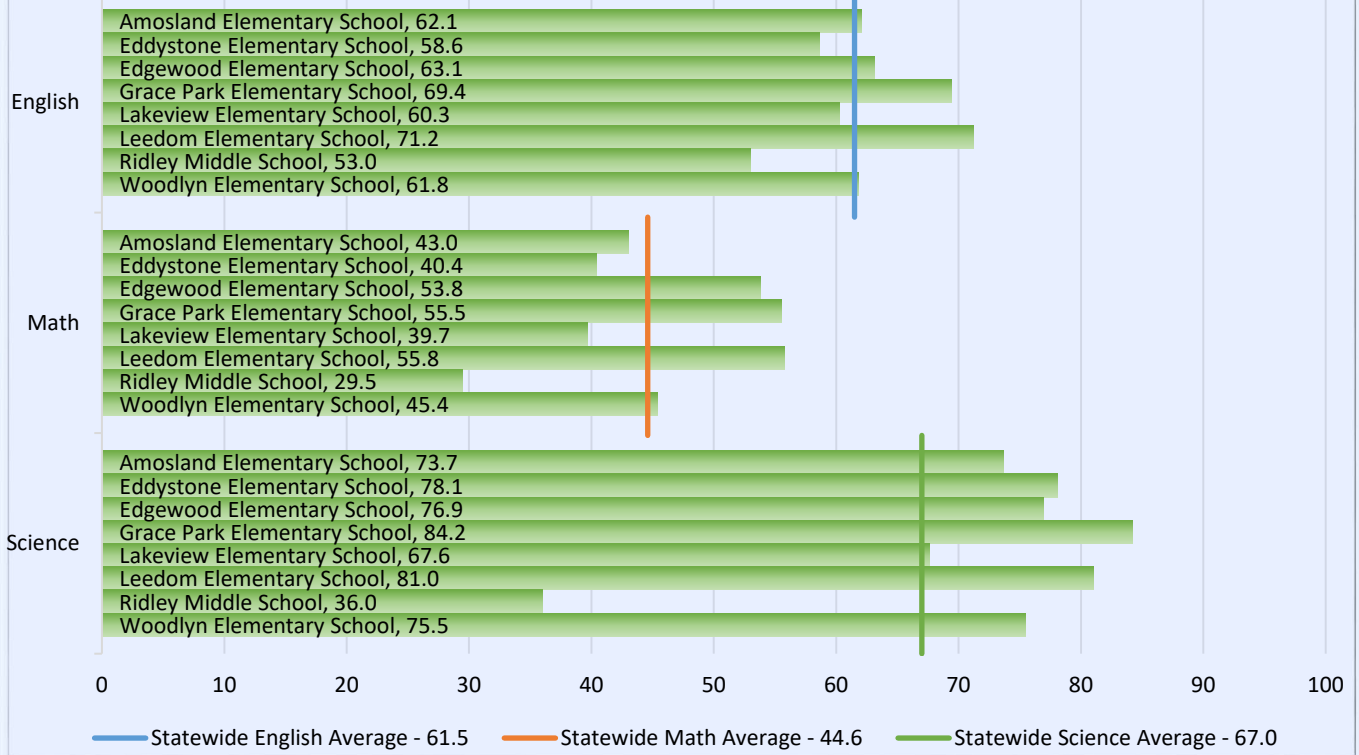


**PSSA Advanced or Proficient Percentage  
School Scores Compared to Statewide Averages (continued)**



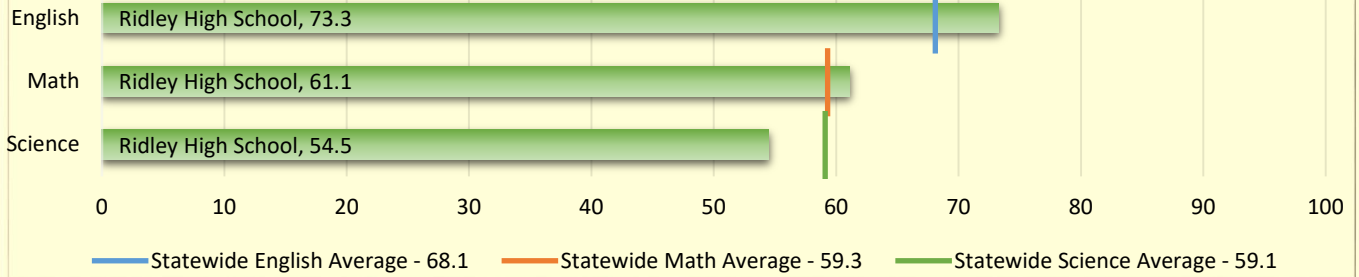
**PSSA Advanced or Proficient Percentage  
School Scores Compared to Statewide Averages (continued)**

**2016-17**

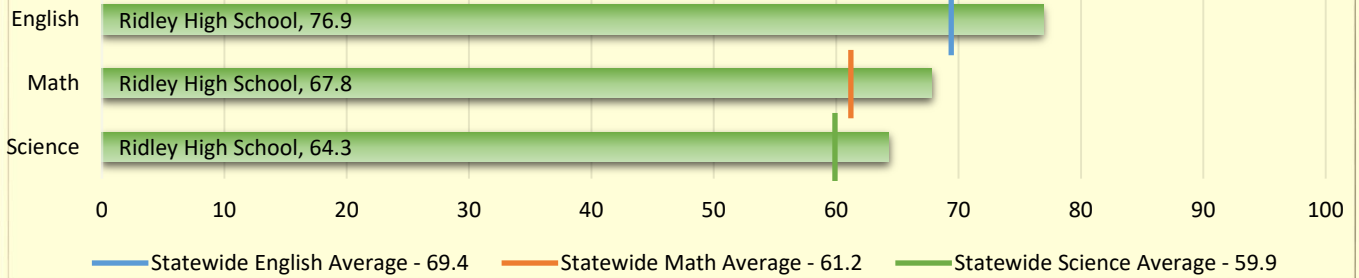


**Keystone Advanced or Proficient Percentage  
School Scores Compared to Statewide Averages**

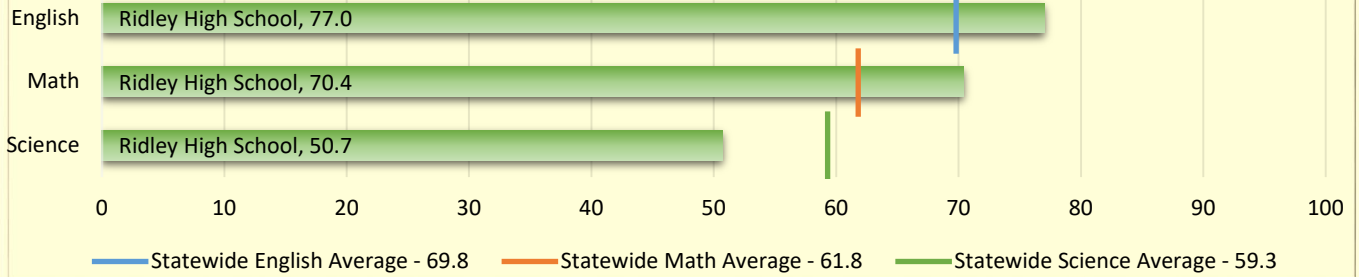
**2018-19**



**2017-18**



**2016-17**



## **Distribution List**

---

This report was initially distributed to the Superintendent of the District, the Board of School Directors, and the following stakeholders:

**The Honorable Tom W. Wolf**  
Governor  
Commonwealth of Pennsylvania  
Harrisburg, PA 17120

**The Honorable Noe Ortega**  
Acting Secretary of Education  
1010 Harristown Building #2  
333 Market Street  
Harrisburg, PA 17126

**The Honorable Stacy Garrity**  
State Treasurer  
Room 129 - Finance Building  
Harrisburg, PA 17120

**Mrs. Danielle Mariano**  
Director  
Bureau of Budget and Fiscal Management  
Pennsylvania Department of Education  
4th Floor, 333 Market Street  
Harrisburg, PA 17126

**Dr. David Wazeter**  
Research Manager  
Pennsylvania State Education Association  
400 North Third Street - Box 1724  
Harrisburg, PA 17105

**Mr. Nathan Mains**  
Executive Director  
Pennsylvania School Boards Association  
400 Bent Creek Boulevard  
Mechanicsburg, PA 17050

This report is a matter of public record and is available online at [www.PaAuditor.gov](http://www.PaAuditor.gov). Media questions about the report can be directed to the Pennsylvania Department of the Auditor General, Office of Communications, 229 Finance Building, Harrisburg, PA 17120; via email to: [News@PaAuditor.gov](mailto:News@PaAuditor.gov).